



# ANNUAL REPORT 2018

## Office of the Medical Examiner

---

Allegan, Barry, Calhoun, Grand Traverse, Kalamazoo, Leelanau,  
Mason, Muskegon, Osceola, St. Joseph and Van Buren Counties



# CONTENTS

MESSAGE FROM DR. JOYCE DEJONG _____	6
Department of Pathology Faculty _____	7
Which Deaths Do We Investigate? _____	8
Identification of Decedent _____	8
Indications for Complete Autopsy _____	9
What is the difference between Cause of Death and Manner of Death? _____	9
The Death Investigation Process _____	10
Cremation Permit Authorizations _____	11
Public Health and Safety _____	11
Terms _____	12
IMPORTANT NOTE REGARDING THE DATA IN THIS REPORT: _____	12
ALLEGAN COUNTY _____	13
Summary of All Allegan County Cases _____	13
Cremation Permit Authorizations, Allegan County _____	13
Manners of Death Reported, Allegan County _____	14
Deaths Reported by Age (in years), Allegan County _____	14
Pediatric Deaths, Allegan County _____	15
Accidental Deaths by Mechanism, Allegan County _____	15
Drug-Related Deaths by Manner, Allegan County _____	16
Drug-Related Accidental Deaths, Allegan County _____	16
Suicides, Allegan County _____	17
Homicides by Mechanism, Allegan County _____	17
BARRY COUNTY _____	18
Summary of All Barry County Cases _____	18
Cremation Permit Authorizations, Barry County _____	18
Manners of Death Reported, Barry County _____	19
Deaths Reported by Age (in years), Barry County _____	19
Pediatric Deaths, Barry County _____	19
Accidental Deaths by Mechanism, Barry County _____	20
Drug-Related Deaths by Manner, Barry County _____	20
Drug-Related Accidental & Indeterminate Deaths, Barry County _____	20
Suicides, Barry County _____	21
Homicides by Mechanism, Barry County _____	21
CALHOUN COUNTY _____	22

Summary of All Calhoun County Cases _____	22
Cremation Permit Authorizations, Calhoun County _____	22
Manners of Death Reported, Calhoun County _____	23
Deaths Reported by Age (in years), Calhoun County _____	23
Pediatric Deaths, Calhoun County _____	24
Accidental Deaths by Mechanism, Calhoun County _____	24
Drug-Related Deaths by Manner, Calhoun County _____	24
Drug-Related Accidental & Indeterminate Deaths, Calhoun County _____	25
Suicides, Calhoun County _____	27
Homicides by Mechanism, Calhoun County _____	27
<b>GRAND TRAVERSE COUNTY _____</b>	<b>28</b>
Summary of All Grand Traverse County Cases _____	28
Cremation Permit Authorizations, Grand Traverse County _____	28
Manners of Death Reported, Grand Traverse County _____	29
Deaths Reported by Age (in years), Grand Traverse County _____	29
Pediatric Deaths, Grand Traverse County _____	30
Accidental Deaths by Mechanism, Grand Traverse County _____	30
Drug-Related Deaths by Manner, Grand Traverse County _____	30
Drug-Related Accidental Deaths, Grand Traverse County _____	31
Suicides, Grand Traverse County _____	31
Homicides by Mechanism, Grand Traverse County _____	32
<b>KALAMAZOO COUNTY _____</b>	<b>33</b>
Summary of All Kalamazoo County Cases _____	33
Cremation Permit Authorizations, Kalamazoo County _____	33
Manners of Death Reported, Kalamazoo County _____	34
Deaths Reported by Age (in years), Kalamazoo County _____	34
Pediatric Deaths, Kalamazoo County _____	35
Accidental Deaths by Mechanism, Kalamazoo County _____	36
Drug-Related Deaths by Manner, Kalamazoo County _____	36
Drug-Related Accidental & Indeterminate Deaths, Kalamazoo County _____	37
Suicides, Kalamazoo County _____	39
Homicides by Mechanism, Kalamazoo County _____	40
<b>LEELANAU COUNTY _____</b>	<b>41</b>
Summary of All Leelanau County Cases _____	41
Cremation Permit Authorizations, Leelanau County _____	41
Manners of Death Reported, Leelanau County _____	42
Deaths Reported by Age (in years), Leelanau County _____	42

Pediatric Deaths, Leelanau County _____	42
Accidental Deaths by Mechanism, Leelanau County _____	43
Drug-Related Deaths by Manner, Leelanau County _____	43
Drug-Related Accidental Deaths, Leelanau County _____	43
Suicides, Leelanau County _____	43
<b>MASON COUNTY _____</b>	<b>44</b>
Summary of All Mason County Cases _____	44
Cremation Permit Authorizations, Mason County _____	44
Manners of Death Reported, Mason County _____	45
Deaths Reported by Age (in years), Mason County _____	45
Pediatric Deaths, Mason County _____	45
Suicides, Mason County _____	45
Accidental Deaths by Mechanism, Mason County _____	46
Drug-Related Deaths by Manner, Mason County _____	46
Drug-Related Accidental Deaths, Mason County _____	46
<b>MUSKEGON COUNTY _____</b>	<b>47</b>
Summary of All Muskegon County Cases _____	47
Cremation Permit Authorizations, Muskegon County _____	47
Manners of Death Reported, Muskegon County _____	48
Deaths Reported by Age (in years), Muskegon County _____	48
Pediatric Deaths, Muskegon County _____	49
Accidental Deaths by Mechanism, Muskegon County _____	49
Drug-Related Deaths by Manner, Muskegon County _____	49
Drug-Related Accidental & Indeterminate Deaths, Muskegon County _____	50
Suicides, Muskegon County _____	51
Homicides by Mechanism, Muskegon County _____	52
<b>OSCEOLA COUNTY _____</b>	<b>53</b>
Summary of Osceola County Cases _____	53
Cremation Permit Authorizations, Osceola County _____	53
Manners of Death Reported, Osceola County _____	54
Deaths Reported by Age (in years), Osceola County _____	54
Pediatric Deaths, Osceola County _____	54
Suicides, Osceola County _____	54
Accidental Deaths by Mechanism, Osceola County _____	55
Drug-Related Deaths by Manner, Osceola County _____	55
Drug-Related Accidental Deaths, Osceola County _____	55
<b>ST. JOSEPH COUNTY _____</b>	<b>56</b>

Summary of St. Joseph County Cases _____	56
Cremation Permit Authorizations, St. Joseph County _____	56
Manners of Death Reported, St. Joseph County _____	57
Deaths Reported by Age (in years), St. Joseph County _____	57
Pediatric Deaths, St. Joseph County _____	57
Accidental Deaths by Mechanism, St. Joseph County _____	58
Suicides, St. Joseph County _____	58
Drug-Related Deaths by Manner, St. Joseph County _____	59
Drug-Related Accidental Deaths, St. Joseph County _____	59
Homicides by Mechanism, St. Joseph County _____	59
<b>VAN BUREN COUNTY _____</b>	<b>60</b>
Summary of Van Buren County Cases _____	60
Cremation Permit Authorizations, Van Buren County _____	60
Manners of Death Reported, Van Buren County _____	61
Deaths Reported by Age (in years), Van Buren County _____	61
Pediatric Deaths, Van Buren County _____	61
Accidental Deaths by Mechanism, Van Buren County _____	61
Drug-Related Deaths by Manner, Van Buren County _____	62
Drug-Related Accidental Deaths, Van Buren County _____	62
Suicides, Van Buren County _____	62
Homicides by Mechanism, Van Buren County _____	62
<b>ADDITIONAL SERVICES _____</b>	<b>63</b>
Division of Neuropathology _____	63
Forensic Anthropology _____	63
Hospital/Private/Consultant Postmortem Examinations _____	63
Comparison of All Medical Examiner Serviced Counties, 2018 _____	64
Postmortem Examinations & Gift of Life Referrals, 2018 _____	64
Manners of Death, All Medical Examiner Serviced Counties, 2018 _____	65
Significant Death Statistics, 2018 _____	65

# MESSAGE FROM DR. JOYCE DEJONG



The Annual Report for the Medical Examiner Office provides a statistical analysis and reporting of the deaths reported to our office in 2018 for Allegan, Barry, Calhoun, Grand Traverse, Kalamazoo, Leelanau, Mason, Muskegon, Osceola, St. Joseph and Van Buren Counties. On January 1, 2018, we began providing Barry County with medical examiner services. In April of 2018, we began providing medical examiner services to Osceola County. Our office serves as forensic pathology and forensic anthropology consultants to a number of other counties in Michigan and northern Indiana.

The National Association of Medical Examiners (NAME) accreditation standard requires 95% of examination reports to be completed within 60 days; however, our office is proud to say that, on average, over 85% of our examination reports are completed within 30 days, rather than 60 days. We provide answers to families, law enforcement, public health, and other interested parties 30 days sooner than most medical examiner offices, including our own just two years ago. In addition, we remain fully accredited by the National Association of Medical Examiners.

Much like 2016 and 2017, drug-related deaths, primarily from opioids, remained high in 2018. More so than any other counties in Michigan, we continue to participate in the Swift Toxicology for Opioid-Related Mortalities (STORM) surveillance project funded by the State of Michigan to allow public health and law enforcement rapid access to opioids showing up in their communities. Between these results, which are ready within a few days, and our autopsy reports, typically ready within 30 days, we provide data and reports to various agencies who are working to combat this crisis, a crisis that overall is showing no significant evidence that it is waning.

Each of our counties has a Child Death Review Team that meets with a frequency reflective of the number of child deaths in the county. Law enforcement, public health, child protective services, hospital personnel, public health, school representatives and many others attend these meetings. When I cannot personally attend the meeting, another forensic pathologist is almost always able to step in to attend these meetings, working with others in the community to identify why children die and what can be done to prevent deaths in the future.

I am especially proud of our continued very high referral rate to Gift of Life for deaths occurring outside of a health care facility. In some counties, it appears the numbers declined a bit, but in reality, our referral process simply became more refined to include deaths that meet the criteria for donation of tissues, heart valves and corneas. Our partners at Gift of Life assure us that our counties remain amongst the top referring counties in the state, providing opportunities for families to possibly have their grief tempered by the knowledge that their loved one gave a gift that helped others.

Finally, and perhaps most importantly, I recognize that this document is full of numbers, tables and charts. It is not lost on us that each number represents the death of a person, someone who was possibly a parent, grandparent, spouse, child, relative or friend to others. The deaths also represent a loss to our communities. We dedicate this report to the memory of those lost and to those who have suffered the loss of a friend or relative in 2018.

## Department of Pathology Faculty

Joyce L. deJong, DO  
Chair and Professor  
Medical Examiner

Joseph A. Prahlow, MD  
Vice Chair and Professor  
Deputy Medical Examiner

Theodore T. Brown, MD  
Medical Director and Assistant Professor  
Deputy Medical Examiner

Jered B. Cornelison, PhD  
Assistant Professor  
Forensic Anthropologist

Elizabeth A. Douglas, MD  
Assistant Professor  
Deputy Medical Examiner

Amanda O. Fisher-Hubbard, MD  
Assistant Professor  
Chief, Division of Neuropathology  
Deputy Medical Examiner

Carolyn V. Isaac, PhD  
Assistant Professor  
Forensic Anthropologist

Brandy L. Shattuck, MD  
Assistant Professor  
Deputy Medical Examiner



## Which Deaths Do We Investigate?

The Michigan Compiled Laws (MCL 52.202) require the county medical examiner or deputy county medical examiner to investigate the cause and manner of death of an individual under each of the following circumstances:

- The individual dies by violence.
- The individual's death is unexpected.
- The individual dies without medical attendance by a physician, or the individual dies while under home hospice care without medical attendance by a physician or a registered nurse during the 48 hours immediately preceding the time of death, unless the attending physician, if any, is able to determine accurately the cause of death.
- The individual dies as the result of an abortion, whether self-induced or otherwise.
- If a prisoner in a county or city jail dies while imprisoned, the county medical examiner or deputy county medical examiner, upon notification of the death of the prisoner, shall examine the body of the deceased prisoner.

We also consider the NAME standards in deciding which deaths to investigate, which include:

- Deaths due to violence.
- Known or suspected non-natural deaths.
- Unexpected or unexplained deaths when in apparent good health.
- Unexpected or unexplained deaths of infants and children.
- Deaths occurring under unusual or suspicious circumstances.
- Deaths of persons in custody.
- Deaths known or suspected to be caused by diseases constituting a threat to public health.
- Deaths of persons not under the care of a physician.

## Identification of Decedent

In Michigan, MCL 52.205 requires a scientific identification in cases where visual identification of a decedent is impossible as a result of burns, decomposition, or other disfiguring injuries or the death is the result of an accident that involved two or more individuals who were approximately the same age, sex, height, weight, hair color, eye color and race. In these cases, the county medical examiner is required to verify the identity of the decedent through fingerprints, dental records, DNA or another definitive identification procedure.

“Show me the manner in which a nation cares for its dead and I will measure with mathematical exactness the tender mercies of its people, their respect for the laws of the land, and their loyalty to high ideals.”

*Sir William Ewart Gladstone*

## Indications for Complete Autopsy

The decision regarding whether a complete autopsy should be performed is based on the NAME Autopsy Performance Standards. Consequently, an autopsy is performed when the:

1. Death is known or suspected to have been caused by apparent criminal violence.
2. Death is unexpected and unexplained in an infant or child.
3. Death is associated with police action.
4. Death is apparently non-natural and in custody of a local, state, or federal institution.
5. Death is due to acute workplace injury.
6. Death is caused by apparent electrocution.
7. Death is by apparent intoxication by alcohol, drugs, or poison, unless a significant interval has passed and the medical findings and absence of trauma are well documented.
8. Death is caused by unwitnessed or suspected drowning.
9. Body is unidentified and the autopsy may aid in identification.
10. Body is skeletonized.
11. Body is charred.
12. Forensic pathologist deems a forensic autopsy is necessary to determine cause or manner of death, or document injuries/disease, or collect evidence.
13. Deceased is involved in a motor vehicle incident and an autopsy is necessary to document injuries and/or determine the cause of death.

## What is the difference between Cause of Death and Manner of Death?

The cause of death is (a) the disease or injury that initiated the train of morbid events leading directly to death, or (b) the circumstances of the accident or violence that produced fatal injury.

Manner of death determination is something that originated in the United States. Unlike the cause of death, with thousands of possibilities, in Michigan, manner of death is limited to: *Natural, Suicide, Accident, Homicide* and *Indeterminate*. The fundamental purpose for determining the manner of death is for public health surveillance and vital statistics.

“The inference of manner is much like the inference of cause of death. One creates the equivalent of a differential diagnosis, ranks and prunes the possibilities, and comes to a conclusion as to which is most likely. The difference is in the degree to which the determination relies on external information. There is often little about a bullet-hole that tells one who created it; many wounds are equally consistent with homicide, suicide or even accident. It is necessary to consider investigational data, scene data and history.”

- *Natural* deaths are due solely or nearly totally to disease and/or the aging process.
- *Accident* applies when an injury or poisoning (such as a drug overdose) causes death and there is little or no evidence that the injury or poisoning occurred with intent to harm or cause death. In essence, the fatal outcome was unintentional.
- *Suicide* results from an injury or poisoning as a result of an intentional, self-inflicted act.

- *Homicide* occurs when the death results from a volitional act committed by another person to cause fear, harm, or death. Intent to cause death is a common element but is not required for classification as a homicide. It has to be emphasized that the classification of homicide for the purpose of death certification is a "neutral" term and neither indicates nor implies criminal intent, which remains a determination within the province of legal processes.
- *Indeterminate* is a classification used when the information pointing to one manner of death is no more compelling than one or more other competing manners of death, in thorough consideration of all available information.

In general, when death involves a combination of natural processes and external factors, such as injury or poisoning, preference is given to the non-natural manner of death.

## The Death Investigation Process

As we mentioned above, a medical examiner investigator responds to nearly all of the death scenes. The medical examiner investigator (MEI) is trained to recognize the vast majority of the deaths requiring postmortem examinations and, in those cases, immediately arranges for transport to WMed for a postmortem examination. Homicides, infant deaths, and drug overdoses are examples of the deaths that are immediately sent.

If the death does not appear to meet the requirements for a postmortem examination, the MEI contacts the on-call medical examiner to discuss the case before releasing the body to a funeral home. The MEI writes a report documenting their findings and uploads images obtained at the investigation. These reports and photos are reviewed by the medical examiner or deputy medical examiner.

The medical examiner or a deputy medical examiner is assigned to each case and generally uses one of the following approaches in each of the deaths for which our office is responsible:

- *Declined Jurisdiction*: A reported death classified as an attended natural death should be documented as a Declined Jurisdiction case.
- *Direct Release*: The body is released directly from the scene to the funeral home. The MEI at the scene views the body and collects information on the scene, medical history, and social history. This information is provided to the on-call medical examiner who may decide to release a body directly to the funeral home chosen by the family.
- *Storage*: The body will be taken to WMed for temporary storage until a funeral home has been chosen. If family cannot be found or if the family does not take responsibility for the disposition of the remains, an unclaimed remains process ensues.
- *External Examination*: An external examination includes a careful evaluation of the circumstances of the death and an examination of the external surfaces of the body, with possible laboratory/toxicology testing. This includes the production of a written report.
- *Limited Examination*: A limited examination generally is within an anatomic boundary (such as a brain only examination) to recover a foreign body or to answer specific questions. This type of examination may also include toxicology testing. This type of exam is rare and used in only special circumstances. This includes the production of a written report.

- *Complete Autopsy*: A complete examination includes external and internal examination, with toxicology. This includes the production of a written report.

## **Cremation Permit Authorizations**

Michigan compiled law 52.210 requires funeral directors and embalmers to obtain a signed permit from the medical examiner for the county in which the death occurred. Our office reviews thousands of cremation permit requests each year. The requests for authorization to cremate involves reviewing the death certificate provided by the funeral director to ascertain that deaths that should have been reported to our office were, in fact, reported. Deaths that were not properly reported are investigated before cremation is authorized.

## **Public Health and Safety**

The major purpose of the Medical Examiner's Office is to conduct death investigations. The information obtained from individual death investigations may also be studied collectively to gather information that may be used to address public health and safety issues. Our office participates with the Child Death Review Team in all counties, providing significant information regarding how children died with the goal of preventing future deaths.

An Elder Death Review Team is now operational in Kalamazoo County. As the process to identify and effectively review deaths of the elderly and vulnerable adults is improved, with a goal of identifying how to improve care for these populations in our communities, we plan to expand this to all of our counties. Public Act 171 of 2012 allows the Medical Examiner to create elder death review teams and it provides legal protections for members of the team.

## Terms

- “MEI Scene Investigations” are those reported deaths for which an MEI went to the death scene.
- “Deaths Investigated” include MEI Scene Investigations as well as reported deaths that, while no longer allowing for a scene investigation, involved an investigation beyond the initial report of death, usually in the form of a records review in response to information provided as part of a cremation request.
- The category “Referrals to Gift of Life” does not include in-hospital deaths reported to the Medical Examiner’s Office, which are referred to Gift of Life by hospital staff rather than the Medical Examiner’s Office.
- For “Accidental Deaths,” the subcategory “Vehicle” consists of deaths that were classified as transportation-related fatalities, and includes all forms of transport; drivers/operators, passengers and pedestrians; and types of death that might otherwise fall into a different sub-classification, such as vehicle fires and traumatic asphyxia.

## **IMPORTANT NOTE REGARDING THE DATA IN THIS REPORT:**

**The data reflects where the individual was pronounced dead rather than the county of residence or the county in which the incident leading to death might have occurred. If a motor vehicle collision occurs in County A, and an individual injured in the collision is transported to and eventually reported dead in County B, the death is reported to the Medical Examiner of County B. Consequently, counties with major medical centers typically have a much higher number of deaths with injuries that may have occurred in another county.**

# ALLEGAN COUNTY

## Summary of All Allegan County Cases

	2010	2011	2012	2013	2014	2015	2016	2017	2018
<i>Total Deaths in the County</i>	607	549	602	657	705	753	745	788	772 <sup>1</sup>
<i>Deaths Reported to the ME</i>	164	172	162	182	193	176	203	188	197
<i>Deaths Investigated</i>	N/A	N/A	145	164	189	170	192	164	191
<i>MEI Scene Investigations</i>	147	155	143	160	177	152	174	158	185
<i>Death Certificates by ME</i>	98	83	78	76	97	77	85	76	88
<i>Bodies Transported to WMed</i>	80	68	63	58	74	66	62	69	72
<i>Complete Autopsy</i>	57	51	43	49	63	32	36	45	41
<i>Limited Autopsy</i>	4	2	6	1	2	2	5	2	2
<i>External Examination</i>	16	13	11	5	7	18	17	13	24
<i>Storage Only</i>	3	2	3	3	2	14	4	9	5
<i>Total Cases with Toxicology</i>	70	51	54	54	70	47	52	54	59
<i>Unidentified Remains After Exam</i>	0	0	0	0	2	1	0	0	1 <sup>2</sup>
<i>Referrals to Gift of Life</i>	14	35	38	32	62	64	63	73	61
<i>Tissue Donations</i>	4	3	4	0	5	8	5	6	4
<i>Cornea Donations</i>	1	3	5	0	6	7	4	7	4
<i>Unclaimed Investigations</i>	0	2	2	1	2	3	1	2	2
<i>Exhumations</i>	0	0	0	0	0	0	0	0	0

## Cremation Permit Authorizations, Allegan County

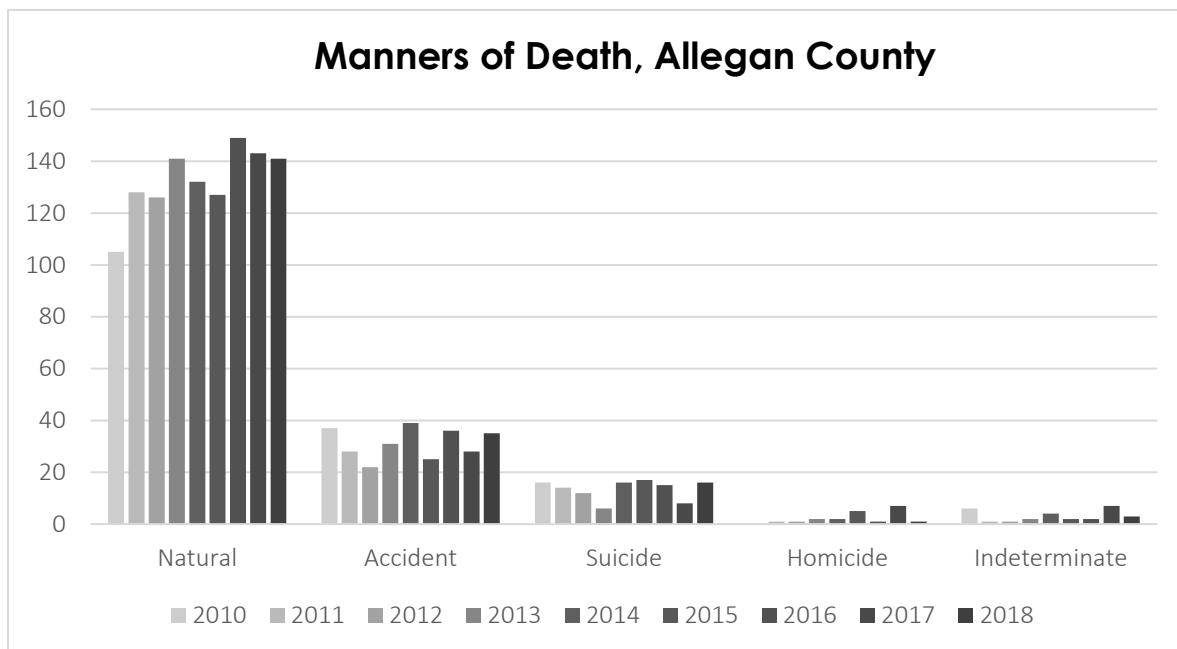
	2010	2011	2012	2013	2014	2015	2016	2017	2018
<i>Cremation Permits</i>	287	300	299	350	409	404	442	469	487
<i>% of Total Deaths with Cremation</i>	47%	55%	50%	53%	58%	54%	60%	59%	63%

<sup>1</sup> Provisional total number of deaths occurring in the county

<sup>2</sup> Unidentified human skull, non-forensic

## Manners of Death Reported, Allegan County

	2010	2011	2012	2013	2014	2015	2016	2017	2018
<i>Natural</i>	105	128	126	141	132	127	149	143	141
<i>Accident</i>	37	28	22	31	39	25	36	28	35
<i>Suicide</i>	16	14	12	6	16	17	15	8	16
<i>Homicide</i>	0	1	1	2	2	5	1	2	1
<i>Indeterminate</i>	6	1	1	2	4	2	2	7	3 <sup>1</sup>
<b>Total</b>	<b>164</b>	<b>172</b>	<b>162</b>	<b>182</b>	<b>193</b>	<b>176</b>	<b>203</b>	<b>188</b>	<b>196<sup>2</sup></b>



## Deaths Reported by Age (in years), Allegan County

	< 1	1 - 5	6 - 10	11 - 17	18 - 25	26 - 44	45 - 64	65 +
<b>2010</b>	0	0	1	1	9	21	55	74
<b>2011</b>	1	0	1	3	9	14	49	95
<b>2012</b>	0	0	0	0	5	20	63	74
<b>2013</b>	2	0	0	0	7	17	57	99
<b>2014</b>	3	0	0	1	6	16	73	92

<sup>1</sup> (1) Drowning in river; (1) Probable complications of unknown neurologic disorder (family objected to exam); (1) Inhalation of products of combustion in house fire

<sup>2</sup> (1) Unidentified human skull not included, non-forensic

2015	0	1	1	5	7	15	59	87
2016	1	1	0	0	5	26	58	112
2017	4	1	0	2	3	17	54	106
2018 <sup>1</sup>	1	3	0	2	4	29	55	102

## Pediatric Deaths, Allegan County

The six deaths of individuals under 18 years of age include:

1. <1 year old
  - a. (1) Skeletal dysplasia consistent with type 2 collagenopathy; natural
2. 1-5 years old
  - a. (1) Sudden Unexplained Death of Childhood (SUDC); natural
  - b. (1) Multiple injuries, bicyclist struck by motor vehicle; accident
  - c. (1) Bronchiolitis due to Parainfluenza 1 Virus; natural
3. 11-17 years old
  - a. (1) Multiple blunt force injuries, passenger in motor vehicle collision; accident
  - b. (1) Influenza Type A; natural

## Accidental Deaths by Mechanism, Allegan County

	2010	2011	2012	2013	2014	2015	2016	2017	2018
<i>Vehicle</i>	15	12	13	9	11	10	9	12	12
<i>Drug-Related</i>	6	7	3	10	20	7	11	10	9
<i>Drowning</i>	1	2	0	1	1	0	1	3	3
<i>Fall</i>	7	4	2	7	5	5	10	3	10
<i>Fire</i>	3	2	3	1	0	0	0	0	0
<i>Environmental Exposure</i>	0	0	0	2	0	2	1	0	0
<i>Asphyxia</i>	3	2	1	0	0	0	2	0	2 <sup>2</sup>
<i>Other</i>	2	0	0	2	2	1	2	0	0
<b>Total</b>	<b>37</b>	<b>29</b>	<b>22</b>	<b>31</b>	<b>39</b>	<b>25</b>	<b>36</b>	<b>28</b>	<b>35<sup>3</sup></b>

<sup>1</sup> (1) Unidentified human skull not included, unknown age

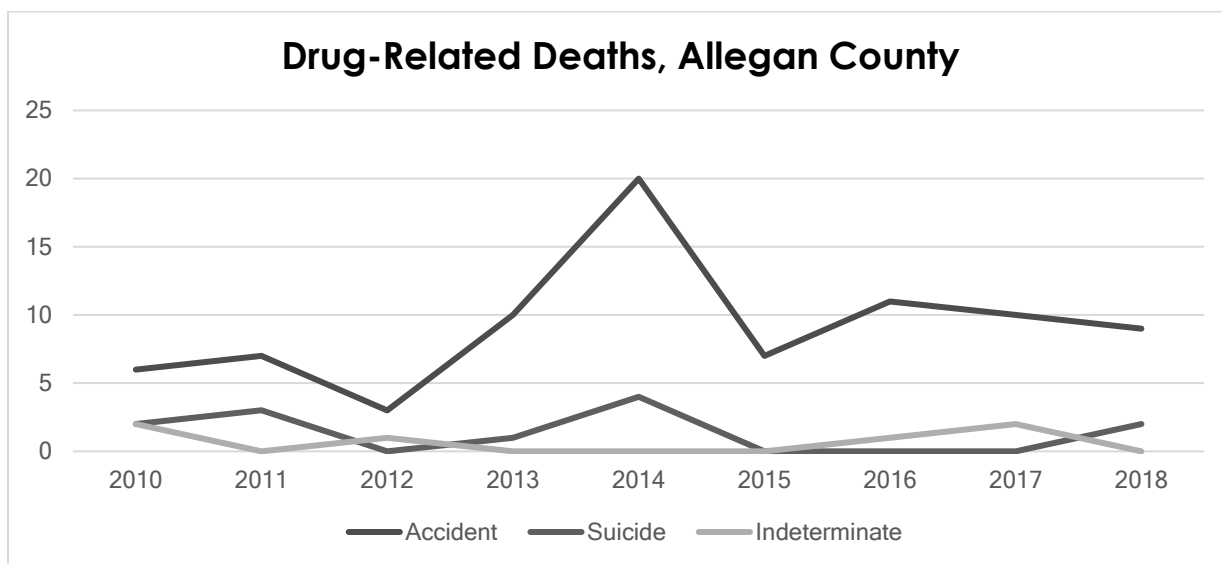
<sup>2</sup> (1) Asphyxia due to Compression; (1) Asphyxia due to choking

<sup>3</sup> One death is categorized twice, as both drowning and drug-related



## Drug-Related Deaths by Manner, Allegan County

	2010	2011	2012	2013	2014	2015	2016	2017	2018
<i>Accident</i>	6	7	3	10	20	7	11	10	9
<i>Suicide</i>	2	3	0	1	4	0	0	0	2 <sup>1</sup>
<i>Indeterminate</i>	2	0	1	0	0	0	1	2	0
<b>Total</b>	<b>10</b>	<b>10</b>	<b>4</b>	<b>11</b>	<b>24</b>	<b>7</b>	<b>12</b>	<b>12</b>	<b>11</b>
<i>% of Accidental and Indeterminate Deaths Involving Opioids</i>	N/A	N/A	N/A	N/A	N/A	86%	67%	50%	78%



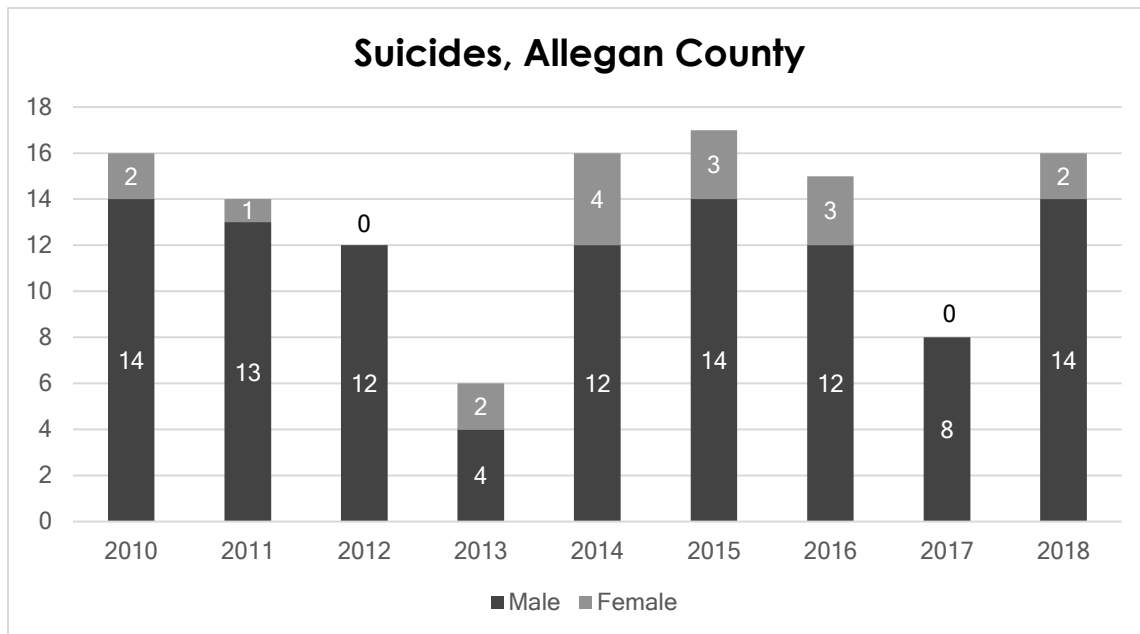
## Drug-Related Accidental Deaths, Allegan County

Age	Sex	Race	Substances contributing to death	Opioid
23	M	W	Alcohol, diazepam, gabapentin, oxycodone	Y
27	M	W	Fentanyl, heroin	Y
32	M	W	Fentanyl, methadone, methamphetamine	Y
36	M	W	Fentanyl	Y
40	M	W	Methamphetamine	N
44	M	W	Acetylfentanyl, fentanyl, heroin	Y
49	M	W	Methamphetamine	N
52	F	W	Cocaine, fentanyl, methamphetamine	Y
72	M	W	Fentanyl	Y

<sup>1</sup> Both deaths involve multi-modality suicide; (1) Drowning associated with mixed drug intoxication; (1) Sharp force injuries associated with acute drug intoxication

## Suicides, Allegan County

Year	Total	Male	Female	0 - 17	18 - 64	65 +
2010	16	14	2	0	13	3
2011	14	13	1	0	12	2
2012	12	12	0	0	10	2
2013	6	4	2	0	5	1
2014	16	12	4	0	13	3
2015	17	14	3	2	10	5
2016	15	12	3	0	12	3
2017	8	8	0	0	5	3
2018	16	14	2	0	14	2



## Homicides by Mechanism, Allegan County

	2016	2017	2018
<i>Firearm</i>	0	1	1
<i>Homicidal Means</i>	0	1	0
<i>Other</i>	1	0	0
<b>Total</b>	<b>1</b>	<b>2</b>	<b>1</b>

# BARRY COUNTY

## Summary of All Barry County Cases<sup>1</sup>

	2015	2016 <sup>2</sup>	2018
<i>Total Deaths in the County</i>	416	399	390 <sup>3</sup>
<i>Deaths Reported to the ME</i>	125	130	146
<i>Deaths Investigated</i>	118	124	131
<i>MEI Scene Investigations</i>	112	120	128
<i>Death Certificates by ME</i>	53	57	52
<i>Bodies Transported to WMed</i>	43	47	41
<i>Complete Autopsy</i>	35	37	25
<i>Limited Autopsy</i>	1	0	1
<i>External Examination</i>	6	8	12
<i>Storage Only</i>	1	2	3
<i>Total cases with Toxicology</i>	N/A	N/A	35
<i>Unidentified Remains After Exam</i>	N/A	N/A	0
<i>Referrals to Gift of Life</i>	40	48	44
<i>Tissue Donations<sup>4</sup></i>	6	17	3
<i>Cornea Donations</i>	N/A	N/A	0
<i>Unclaimed Investigations</i>	1	0	1
<i>Exhumations</i>	N/A	N/A	0

## Cremation Permit Authorizations, Barry County

	2018
<i>Cremation Permits</i>	262
<i>% of Total Deaths with Cremation</i>	67%

<sup>1</sup> Data for 2017 is not available at the time this report is authored

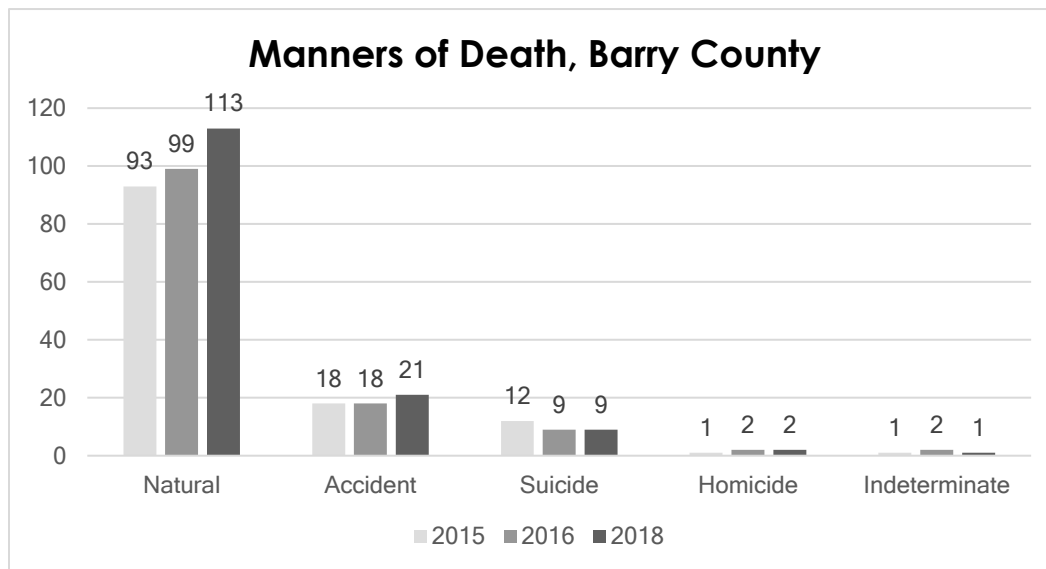
<sup>2</sup> Data from years 2015-2016 obtained from Sparrow Hospital

<sup>3</sup> Provisional total number of deaths occurring in the county

<sup>4</sup> 2016 and 2017 data include both tissue and cornea donations combined

## Manners of Death Reported, Barry County<sup>1</sup>

	2015	2016	2018
<i>Natural</i>	93	99	113 <sup>2</sup>
<i>Accident</i>	18	18	21
<i>Suicide</i>	12	9	9
<i>Homicide</i>	1	2	2
<i>Indeterminate</i>	1	2	1 <sup>3</sup>
<b>Total</b>	<b>125</b>	<b>130</b>	<b>146</b>



## Deaths Reported by Age (in years), Barry County

	< 1	1 - 5	6 - 10	11 - 17	18 - 25	26 - 44	45 - 64	65 +
<b>2018</b>	2	0	0	1	0	8	46	89

## Pediatric Deaths, Barry County

The three deaths of individuals under 18 years of age include:

1. <1 year old
  - a. (2) Stillbirth investigations (cremation permit authorizations)
2. 11-17 years old
  - a. (1) Gunshot wound of head; suicide

<sup>1</sup> Data from years 2015-2016 obtained from Sparrow Hospital

<sup>2</sup> Includes (2) stillbirth investigations (cremation permit authorizations)

<sup>3</sup> (1) Mixed drug intoxication associated with coronary artery atherosclerosis

## Accidental Deaths by Mechanism, Barry County

2018

Vehicle	7
Drug-Related	4
Drowning	0
Fall	8
Fire	0
Environmental Exposure	0
Asphyxia	1 <sup>1</sup>
Other	1 <sup>2</sup>
<b>Total</b>	<b>21</b>

## Drug-Related Deaths by Manner, Barry County

2018

Accident	4
Suicide	0
Indeterminate	1
<b>Total</b>	<b>5</b>
<i>% of Accidental and Indeterminate Deaths Involving Opioids</i>	40%

## Drug-Related Accidental & Indeterminate Deaths, Barry County

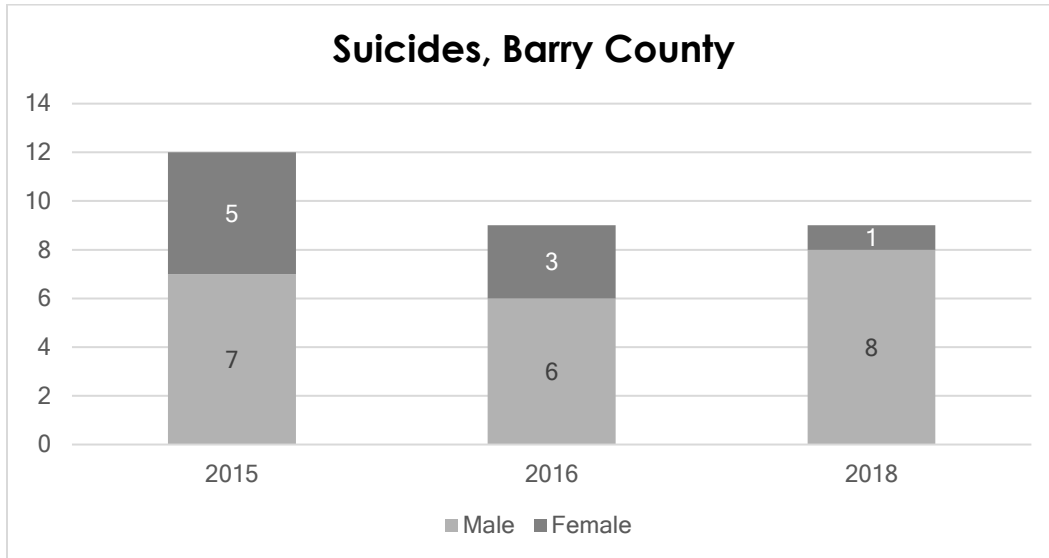
Age	Sex	Race	Substances contributing to death	Opioid
39	M	W	Diazepam, fentanyl, heroin, mitragynine	Y
40	M	W	Alcohol, amitriptyline, bupropion, cyclobenzaprine	N
42	M	W	Fentanyl	Y
56	M	W	Methamphetamine	N
58	M	W	Methamphetamine	N

<sup>1</sup> (1) Inhalation of motor vehicle exhaust

<sup>2</sup> (1) 1965 death, reportedly vehicle-related

## Suicides, Barry County

Year	Total	Male	Female	0 - 17	18 - 64	65 +
2015	12	7	5	1	11	0
2016	9	6	3	1	6	2
2018	9	8	1	0	5	3



## Homicides by Mechanism, Barry County

2018

<i>Firearm</i>	2
<i>Blunt Force Trauma</i>	0
<i>Other</i>	0
<b><i>Total</i></b>	<b>2</b>

# CALHOUN COUNTY

## Summary of All Calhoun County Cases

	2014	2015	2016	2017	2018
<i>Total Deaths in the County</i>	1,390	1,378	1,427	1,396	1,495 <sup>1</sup>
<i>Deaths Reported to the ME</i>	377	429	411	443	476
<i>Deaths Investigated</i>	335	392	361	400	416
<i>MEI Scene Investigations</i>	296	311	307	352	388
<i>Death Certificates by ME</i>	178	180	186	191	201
<i>Bodies Transported to WMed</i>	138	164	165	176	171
<i>Complete Autopsy</i>	103	109	103	102	103
<i>Limited Autopsy</i>	1	5	4	3	8
<i>External Examination</i>	20	28	36	46	39
<i>Storage Only</i>	14	20	22	25	21
<i>Total Cases with Toxicology</i>	122	131	113	141	140
<i>Unidentified Remains After Exam</i>	0	0	0	0	0
<i>Referrals to Gift of Life</i>	119	115	118	146	107
<i>Tissue Donations</i>	8	3	11	10	11
<i>Cornea Donations</i>	8	8	11	8	9
<i>Unclaimed Investigations</i>	13	8	11	23	24
<i>Exhumations</i>	1	0	0	0	0

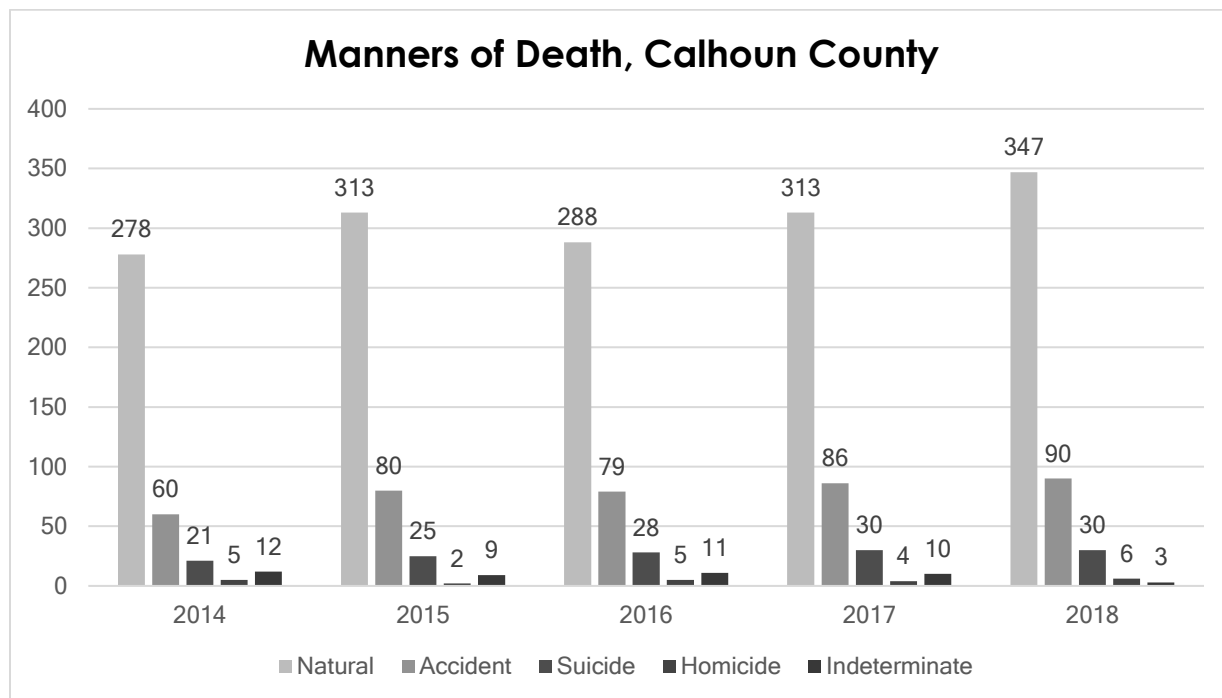
## Cremation Permit Authorizations, Calhoun County

	2014	2015	2016	2017	2018
<i>Cremation Permits</i>	721	742	811	857	901
<i>% of Total Deaths with Cremation</i>	52%	54%	57%	61%	60%

<sup>1</sup> Provisional total number of deaths occurring in the county

## Manners of Death Reported, Calhoun County

	2014	2015	2016	2017	2018
<i>Natural</i>	278	313	288	313	347 <sup>1</sup>
<i>Accident</i>	60	80	79	86	90
<i>Suicide</i>	21	25	28	30	30
<i>Homicide</i>	5	2	5	4	6
<i>Indeterminate</i>	12	9	11	10	3 <sup>2</sup>
<b>Total</b>	<b>377</b>	<b>429</b>	<b>411</b>	<b>443</b>	<b>476</b>



## Deaths Reported by Age (in years), Calhoun County

	< 1	1 - 5	6 - 10	11 - 17	18 - 25	26 - 44	45 - 64	65 +
<b>2014</b>	8	4	0	3	8	34	148	171
<b>2015</b>	9	0	1	6	11	59	128	215
<b>2016</b>	15	0	2	2	9	53	122	208
<b>2017</b>	15	1	1	1	14	65	140	206
<b>2018</b>	12	0	2	2	9	46	164	241

<sup>1</sup> Includes (11) stillbirth investigations (cremation permit authorizations)

<sup>2</sup> (2) Mixed drug intoxication; (1) Found deceased outdoors, unknown cause and manner of death



## Pediatric Deaths, Calhoun County

The 16 deaths of individuals under 18 years of age include:

1. <1 year old
  - a. (11) Stillbirth investigations (cremation permit authorizations)
  - b. (1) Asphyxia due to unsafe sleep; accident
2. 6-10 years old
  - a. (1) Drowning, swimming pool; accident
  - b. (1) Adrenal crisis due to primary adrenal insufficiency; natural
3. 11-17 years old
  - a. (1) Asphyxia due to hanging; suicide
  - b. (1) Complications of metachromatic leukodystrophy; natural

## Accidental Deaths by Mechanism, Calhoun County

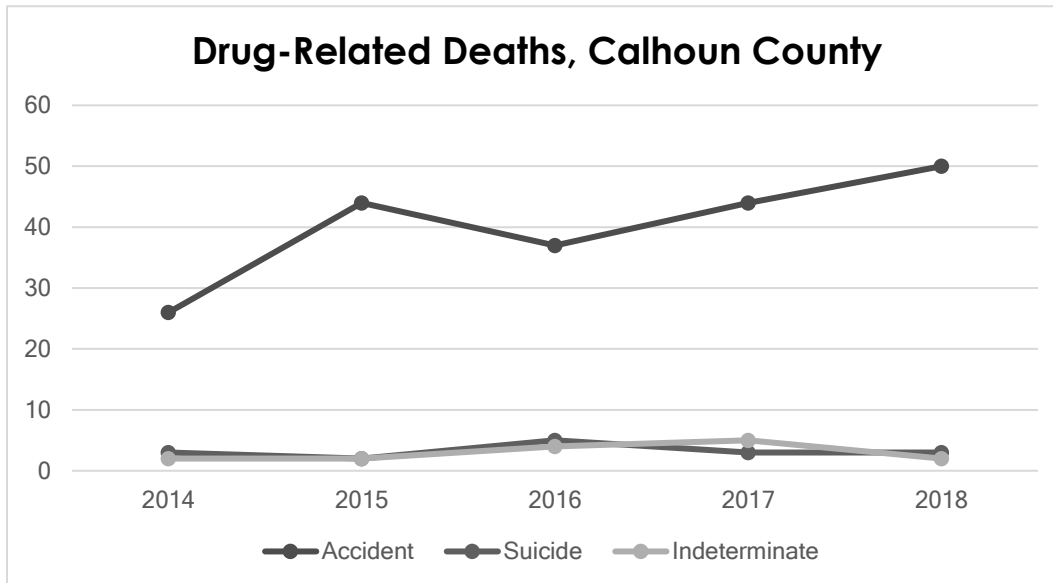
	2014	2015	2016	2017	2018
<i>Vehicle</i>	10	21	20	14	15
<i>Drug-Related</i>	26	44	38	44	50
<i>Drowning</i>	0	2	2	3	1
<i>Fall</i>	16	11	14	19	19
<i>Fire</i>	5	0	1	0	1
<i>Environmental Exposure</i>	2	0	0	0	0
<i>Asphyxia</i>	2	0	2	5	3 <sup>1</sup>
<i>Other</i>	1	1	2	1	1 <sup>2</sup>
<b>Total</b>	<b>62</b>	<b>81</b>	<b>79</b>	<b>86</b>	<b>90</b>

## Drug-Related Deaths by Manner, Calhoun County

	2014	2015	2016	2017	2018
<i>Accident</i>	26	44	37	44	50
<i>Suicide</i>	3	2	5	3	3
<i>Indeterminate</i>	2	2	4	5	2
<b>Total</b>	<b>31</b>	<b>48</b>	<b>46</b>	<b>52</b>	<b>55</b>
<i>% of Accidental and Indeterminate Deaths Involving Opioids</i>	N/A	91%	88%	94%	90%

<sup>1</sup> (1) Asphyxia due to unsafe sleep; (1) Autoerotic asphyxia hanging; (1) Traumatic asphyxia, pinned beneath vehicle

<sup>2</sup> (1) Exsanguination due to leg avulsion; entangled in bulldozer tracks



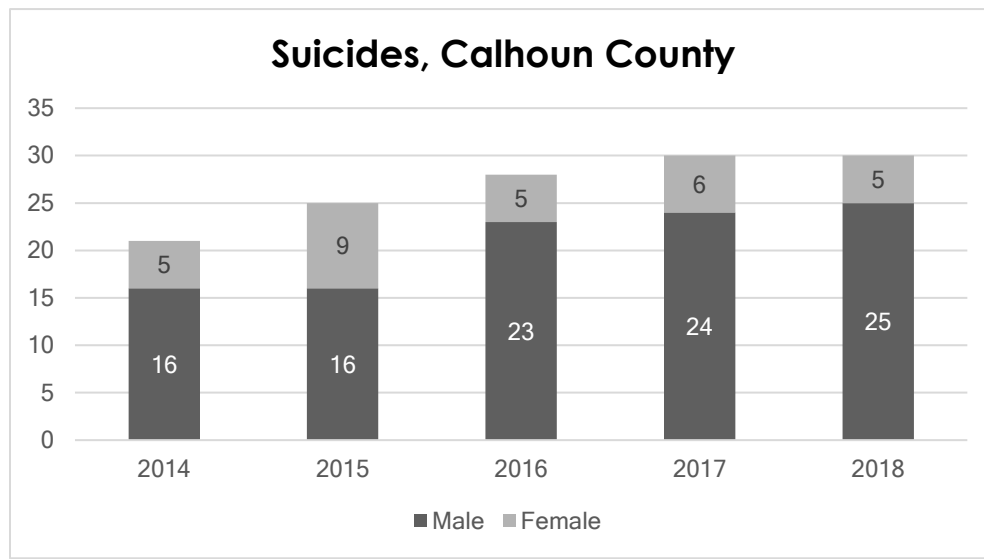
### Drug-Related Accidental & Indeterminate Deaths, Calhoun County

Age	Sex	Race	Substances contributing to death	Opioid
25	M	W	Alcohol, cocaine, heroin	Y
26	M	W	Fentanyl, heroin, methamphetamine	Y
27	M	W	Fentanyl	Y
29	M	W	Alcohol, cocaethylene, cocaine, fentanyl	Y
32	F	W	Acetylfentanyl, fentanyl, heroin	Y
32	M	W	Alprazolam, fentanyl	Y
33	M	W	Acetylfentanyl, alcohol, diphenhydramine, fentanyl, heroin	Y
33	M	W	Cocaine, fentanyl, hydrocodone	Y
33	M	W	Alcohol, fentanyl, heroin	Y
35	F	W	Acetylfentanyl, alprazolam, diphenhydramine, fentanyl, heroin, hydrocodone	Y
35	F	W	Acetylfentanyl, alprazolam, fentanyl, methamphetamine, morphine, pregabalin	Y
36	F	W	Fentanyl, heroin	Y
38	F	W	Alprazolam, diphenhydramine, fentanyl, gabapentin, hydrocodone	Y
39	M	AA/B	Clonazepam, cocaine, fentanyl, heroin	Y
39	F	W	Fentanyl, heroin	Y
39	F	W	Hydrocodone	Y
40	M	W	Acetylfentanyl, fentanyl, heroin	Y
40	M	W	Alprazolam, fentanyl	Y
40	M	AA/B	Fentanyl	Y
41	M	W	Acetylfentanyl, fentanyl	Y

41	F	W	Acetylfentanyl, alcohol, fentanyl, morphine	Y
42	F	W	Amphetamine, benzodiazepines, and opioids	Y
42	M	W	Alcohol, heroin	Y
42	M	W	Methamphetamine	N
42	M	W	Fentanyl	Y
44	M	W	Acetylfentanyl, fentanyl	Y
44	F	W	Acetylfentanyl, clonazepam, fentanyl, heroin, tramadol	Y
45	F	W	Alprazolam, cyclobenzaprine, hydrocodone, pregabalin	Y
45	F	W	Acetylfentanyl, alcohol, cocaine, fentanyl	Y
45	M	W	Alprazolam, fentanyl	Y
49	M	W	Oxycodone, tramadol	Y
49	F	W	Cocaine	N
49	F	AA/B	Cocaine, opioids	Y
49	M	W	Cocaine, fentanyl	Y
49	F	AA/B	Cocaine	N
49	F	W	Cyclobenzaprine, fentanyl, gabapentin, hydroxyzine, morphine	Y
50	F	W	Acetylfentanyl, fentanyl, methamphetamine, nortriptyline, pregabalin	Y
50	M	W	Fentanyl, heroin, pregabalin	Y
50	M	W	Cocaine, fentanyl, gabapentin	Y
52	M	W	Fentanyl, morphine	Y
52	M	W	Cyclobenzaprine, fentanyl, morphine, trazodone	Y
53	M	W	Cocaine, fentanyl	Y
54	M	W	Diazepam, fentanyl, gabapentin, hydrocodone	Y
55	M	W	Alprazolam, cocaine, fentanyl, mirtazapine, tramadol	Y
56	F	W	Cyclobenzaprine, fentanyl	Y
57	M	W	Acetylfentanyl, alprazolam, fentanyl, heroin	Y
59	M	W	Cocaine, methamphetamine	N
60	F	W	Methamphetamine	N
63	F	W	Hydrocodone	Y
65	F	W	Alprazolam, duloxetine, mitragynine	Y
65	M	AA/B	Acetylfentanyl, alcohol, cocaine, fentanyl, morphine	Y
68	M	W	Fentanyl, nordiazepam, oxycodone	Y

## Suicides, Calhoun County

Year	Total	Male	Female	0 - 17	18 - 64	65 +
2014	21	16	5	1	19	1
2015	25	16	9	2	16	7
2016	28	23	5	1	22	5
2017	30	24	6	0	23	7
2018	30	25	5	1	22	7



## Homicides by Mechanism, Calhoun County

	2016	2017	2018
<i>Firearm</i>	2	3	3
<i>Blunt Force Trauma</i>	3	0	2
<i>Sharp Force Trauma</i>	0	0	1
<i>Other</i>	0	1	1 <sup>1</sup>
<b><i>Total</i></b>	<b>5</b>	<b>4</b>	<b>6<sup>2</sup></b>

<sup>1</sup> (1) Blunt injuries and inhalation of products of combustion, house fire following assault

<sup>2</sup> One death is categorized twice, as cause of death included both blunt and sharp force injuries

# GRAND TRAVERSE COUNTY

## Summary of All Grand Traverse County Cases

	2017	2018
<i>Total Deaths in the County</i>	1,306	1,413 <sup>1</sup>
<i>Deaths Reported to the ME</i>	380	350
<i>Deaths Investigated</i>	249	252
<i>MEI Scene Investigations</i>	122	206
<i>Death Certificates by ME</i>	153	126
<i>Bodies Transported to WMed</i>	77	58
<i>Complete Autopsy</i>	56	45
<i>Limited Autopsy</i>	2	0
<i>External Examination</i>	19	13
<i>Storage Only</i>	0	0
<i>Total Cases with Toxicology</i>	73	53
<i>Unidentified Remains After Exam</i>	1	2 <sup>2</sup>
<i>Referrals to Gift of Life</i>	44	37
<i>Tissue Donations</i>	4	3
<i>Cornea Donations</i>	4	2
<i>Unclaimed Investigations</i>	5	7
<i>Exhumations</i>	0	0

## Cremation Permit Authorizations, Grand Traverse County

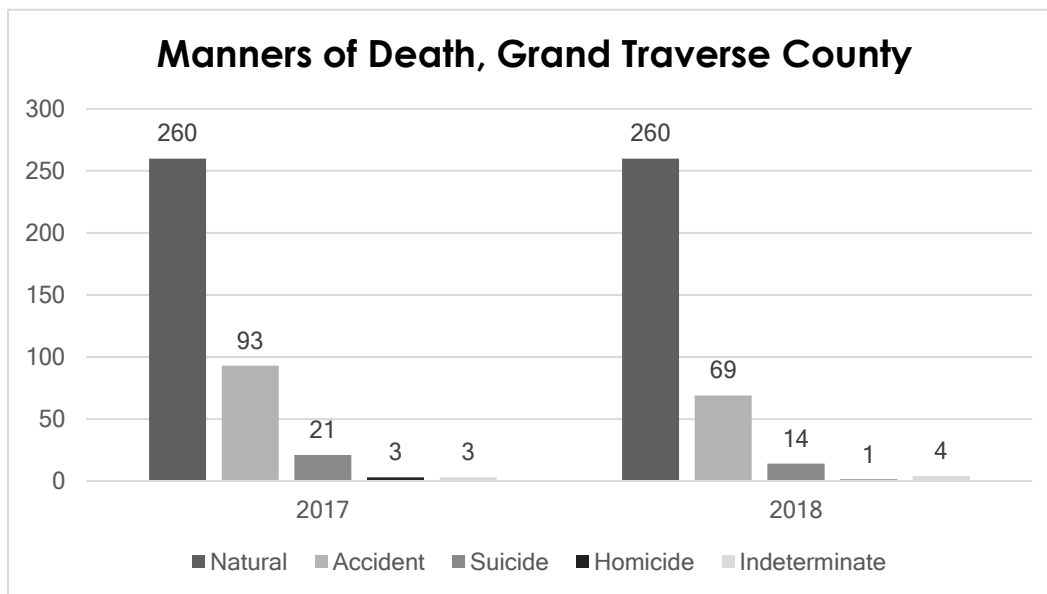
	2017	2018
<i>Cremation Permits</i>	1,005	1,108
<i>% of Total Deaths with Cremation</i>	76%	78%

<sup>1</sup> Provisional total number of deaths occurring in the county

<sup>2</sup> (2) Unidentified human skeletal remains, non-forensic, historical burials

## Manners of Death Reported, Grand Traverse County

	2017	2018
<i>Natural</i>	260	260 <sup>1</sup>
<i>Accident</i>	93	69
<i>Suicide</i>	21	14
<i>Homicide</i>	3	1
<i>Indeterminate</i>	3	4 <sup>2</sup>
<b>Total</b>	<b>380</b>	<b>348</b>



## Deaths Reported by Age (in years), Grand Traverse County

	< 1	1 - 5	6 - 10	11 - 17	18 - 25	26 - 44	45 - 64	65 +
<b>2017</b>	17	0	0	0	7	32	94	229
<b>2018<sup>3</sup></b>	16	0	0	2	7	22	85	216

<sup>1</sup> Includes (11) stillbirth investigations (cremation permit authorizations)

<sup>2</sup> (2) Sudden Unexplained Infant Death (SUID) associated with unsafe sleep; (1) Dilated cardiomyopathy and chronic alcoholism associated with post-traumatic seizure disorder related to a reported assault years prior (details unknown); (1) Thermal injuries and inhalation of heated gases, house fire

<sup>3</sup> Does not include (2) Unidentified human skeletal remains, non-forensic, historical burials

## Pediatric Deaths, Grand Traverse County

The 18 deaths of individuals under 18 years of age include:

1. <1 year old
  - a. (11) Stillbirth investigations (cremation permit authorizations)
  - b. (2) Sudden Unexplained Infant Deaths (SUIDs); indeterminate
    - i. Unsafe sleep, placed on pillow on adult bed
    - ii. Unsafe sleep, sleeping in rock'n'play
  - c. (1) Prematurity; natural
  - d. (1) Prematurity with Potter's Syndrome; natural
  - e. (1) Asphyxia due to bedsharing; accident
2. 11-17 years old
  - a. (1) Gunshot wound of head; suicide
  - b. (1) Hanging; suicide

## Accidental Deaths by Mechanism, Grand Traverse County

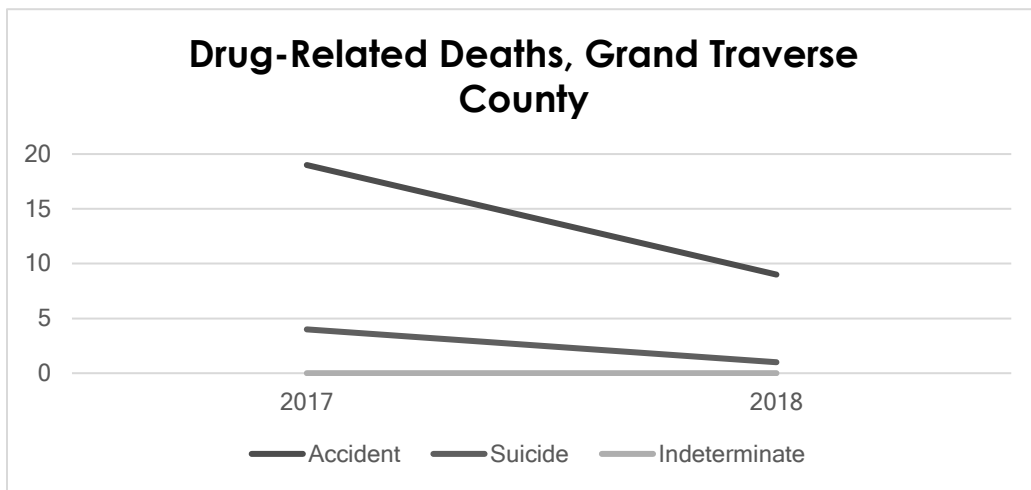
	2017	2018
<i>Vehicle</i>	23	15
<i>Drug-Related</i>	19	9
<i>Drowning</i>	2	2
<i>Fall</i>	44	35
<i>Fire</i>	2	1
<i>Environmental Exposure</i>	0	1
<i>Asphyxia</i>	1	3 <sup>1</sup>
<i>Other</i>	2	3 <sup>2</sup>
<b>Total</b>	<b>93</b>	<b>69</b>

## Drug-Related Deaths by Manner, Grand Traverse County

	2017	2018
<i>Accident</i>	19	9
<i>Suicide</i>	4	1
<i>Indeterminate</i>	0	0
<b>Total</b>	<b>23</b>	<b>10</b>
<i>% of Accidental and Indeterminate Deaths Involving Opioids</i>	84%	89%

<sup>1</sup> (2) Asphyxia due to choking; (1) Asphyxia due to bedsharing

<sup>2</sup> (1) Electrocution (cherry picker contacted live power line); (1) Blunt force complications (cutaneous injury with infection); (1) Crushing injuries of chest, pinned between bucket and cab of tractor



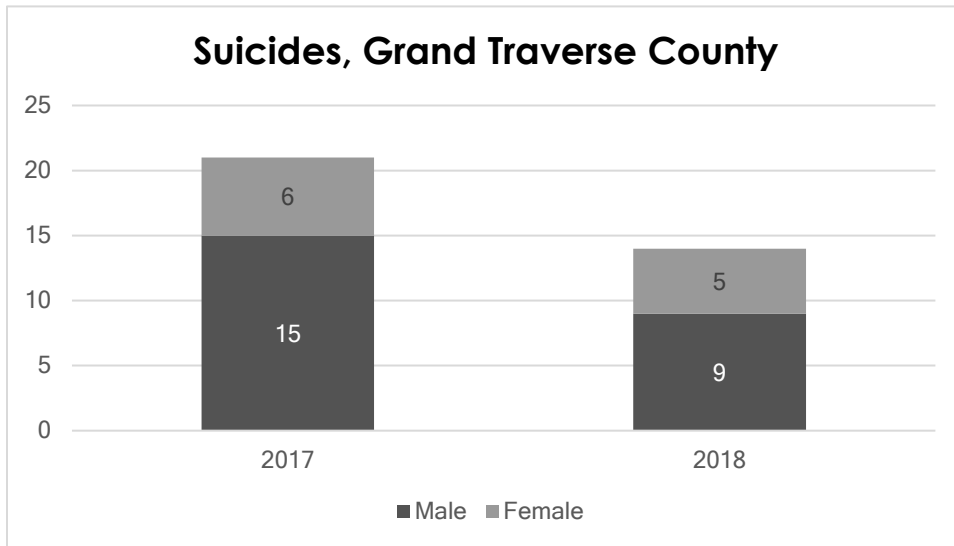
### Drug-Related Accidental Deaths, Grand Traverse County

Age	Sex	Race	Substances Contributing to Death	Opioid
19	F	W	Acetylfentanyl, cocaine, fentanyl	Y
22	M	W	Opioid, NOS	Y
24	M	W	Mitragynine	Y
27	M	W	Acetylfentanyl, buprenorphine, cocaine, fentanyl	Y
28	M	W	Cocaine, heroin	Y
36	M	W	Fentanyl	Y
45	F	W	Clonazepam, fentanyl, morphine	Y
62	M	W	Butyrylfentanyl, cyclopropylfentanyl, fentanyl, furanylfentanyl, heroin, methoxyacetylfentanyl	Y
64	M	W	Cocaine	N

### Suicides, Grand Traverse County

Year	Total	Male	Female	0 - 17	18 - 64	65 +
2017	21	15	6	0	15	6
2018	14	9	5	2	12	0





### Homicides by Mechanism, Grand Traverse County

	2017	2018
<i>Firearm</i>	1	1
<i>Blunt Force Trauma</i>	1	0
<i>Sharp Force Trauma</i>	1	0
<b>Total</b>	<b>3</b>	<b>1</b>

# KALAMAZOO COUNTY

## Summary of All Kalamazoo County Cases

	2011	2012	2013	2014	2015	2016	2017	2018
<i>Total Deaths in the County</i>	2,582	2,540	2,668	2,684	2,733	2,879	2,840	2,977 <sup>1</sup>
<i>Deaths Reported to the ME</i>	828	778	777	750	810	975	991	1,067
<i>Deaths Investigated</i>	N/A	556	580	560	646	745	733	781
<i>MEI Scene Investigations</i>	498	503	549	411	434	560	627	676
<i>Death Certificates by ME</i>	394	362	358	355	306	390	406	404
<i>Bodies Transported to WMed</i>	244	233	241	253	247	318	307	329
<i>Complete Autopsy</i>	178	187	193	174	142	192	189	187
<i>Limited Autopsy</i>	10	4	4	6	7	7	4	9
<i>External Examination</i>	50	34	37	37	52	60	64	67
<i>Storage Only</i>	6	8	7	36	46	59	50	62
<i>Total Cases with Toxicology</i>	198	212	222	198	174	222	238	237
<i>Unidentified Remains After Exam</i>	14	0	0	0	0	0	0	1 <sup>2</sup>
<i>Referrals to Gift of Life</i>	9	46	65	95	113	161	156	129
<i>Tissue Donations</i>	3	4	4	6	9	22	16	16
<i>Cornea Donations</i>	2	4	9	9	9	20	10	7
<i>Unclaimed Investigations</i>	14	9	7	10	10	10	13	41
<i>Exhumations</i>	0	0	0	0	0	1	0	0

## Cremation Permit Authorizations, Kalamazoo County

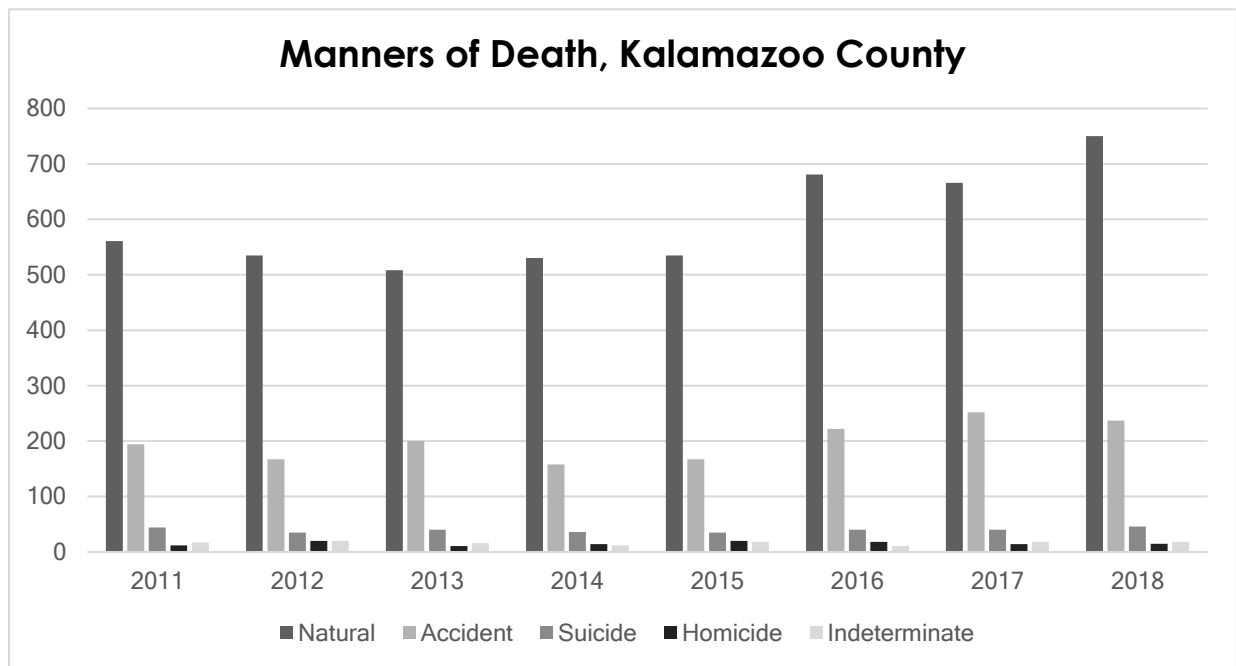
	2011	2012	2013	2014	2015	2016	2017	2018
<i>Cremation Permits</i>	1,485	1,467	1,740	1,782	1,672	1,856	1,920	2,101
<i>% of Total Deaths with Cremation</i>	58%	58%	65%	66%	61%	64%	68%	71%

<sup>1</sup> Provisional total number of deaths occurring in the county

<sup>2</sup> (1) Possible products of conception located near a separate death scene investigation

## Manners of Death Reported, Kalamazoo County

	2011	2012	2013	2014	2015	2016	2017	2018
<i>Natural</i>	561	535	508	530	588	681	666	750 <sup>1</sup>
<i>Accident</i>	194	167	200	158	151	222	252	237
<i>Suicide</i>	44	35	40	36	38	40	40	46
<i>Homicide</i>	12	20	11	14	14	18	14	15
<i>Indeterminate</i>	17	20	16	12	19	11	18	17 <sup>2</sup>
<b>Total</b>	<b>828</b>	<b>777</b>	<b>775</b>	<b>750</b>	<b>810</b>	<b>971</b>	<b>990</b>	<b>1065<sup>3</sup></b>



## Deaths Reported by Age (in years), Kalamazoo County

	< 1	1 - 5	6 - 10	11 - 17	18 - 25	26 - 44	45 - 64	65 +
<b>2011</b>	9	6	2	3	32	74	240	461
<b>2012</b>	12	4	3	7	34	79	235	403
<b>2013</b>	15	8	0	11	29	76	209	429

<sup>1</sup> Includes (51) stillbirth investigations (cremation permit authorizations)

<sup>2</sup> (3) Sudden Unexplained Infant Death (SUID) associated with unsafe sleep; (3) Mixed drug intoxication; (2) Single drug intoxication; (1) SUID associated with Influenza A and unsafe sleep; (1) Intracerebral hemorrhage associated with drug use; (1) Seizure disorder with new onset, possibly trauma-related; (1) Multiple blunt force injuries, pedestrian versus motor vehicle; (1) Found dead, unknown cause and manner of death; (1) Multiple blunt force injuries, motor vehicle versus tree; (1) Sepsis due to decubitus ulcers, uncertain circumstances; (1) Multisystem organ failure due to cardiogenic shock associated with drug use; (1) Hypertensive and atherosclerotic cardiovascular disease associated with probable steroid use

<sup>3</sup> Two cases not included: (1) Cause/manner remains pending at the time this report is authored; (1) Possible products of conception located near a separate death scene investigation

2014	9	3	5	5	29	61	239	399
2015	30	5	3	7	21	82	220	441
2016	58	5	3	12	37	95	269	494
2017	62	6	3	10	35	103	259	513
2018 <sup>1</sup>	64	5	1	9	23	96	297	571

## Pediatric Deaths, Kalamazoo County

The 79 deaths of individuals under 18 years of age include:

1. <1 year old
  - a. (51) Stillbirth investigations (cremation permit authorizations)
  - b. (4) Sudden Unexplained Infant Death (SUID); indeterminate
    - i. Influenza A and unsafe sleep
    - ii. Bedsharing
    - iii. Unsafe sleep
    - iv. Unsafe sleep
  - c. (2) Head and neck injuries; homicide
  - d. (1) Multiple injuries, restrained passenger in motor vehicle collision; accident
  - e. (1) Macrocephaly; natural
  - f. (1) Tracheal atresia and prematurity; natural
  - g. (1) Extreme prematurity; natural
  - h. (1) Parainfluenza and prematurity; natural
  - i. (1) Asphyxia due to airway obstruction by bedding; accident
  - j. (1) Pending cause and manner of death at this time
2. 1-5 years old
  - a. (2) Drowning in a pool; accident
  - b. (1) Acute lymphocytic leukemia; natural
  - c. (1) Prader-Willi Syndrome; natural
  - d. (1) Blunt force injuries, fell from moving tractor; accident
3. 6-10 years old
  - a. (1) Complications of cerebral palsy; natural
4. 11-17 years old
  - a. (3) Multiple injuries; accident
    - i. Unrestrained passenger in vehicle vs vehicle collision
    - ii. Passenger (unknown if restrained) in vehicle vs vehicle collision
    - iii. Pedestrian struck by train
  - b. (2) Hanging; suicide
  - c. (1) Asphyxia due to sand dune collapse; accident
  - d. (1) Osteosarcoma; natural
  - e. (1) Gunshot wound of neck; homicide
  - f. (1) Asphyxia, including strangulation; homicide

<sup>1</sup> Does not include (1) Possible products of conception located near a separate death scene investigation

## Accidental Deaths by Mechanism, Kalamazoo County

	2011	2012	2013	2014	2015	2016	2017	2018
<i>Vehicle</i>	46	48	60	35	46	58	72	51
<i>Drug-Related</i>	33	34	47	35	33	72	61	62
<i>Drowning</i>	5	2	2	3	1	4	7	9
<i>Fall</i>	92	67	76	77	57	80	92	100
<i>Fire</i>	5	2	8	3	3	4	5	4
<i>Environmental Exposure</i>	2	4	1	1	1	1	2	3
<i>Asphyxia</i>	6	3	4	2	7	3	6	6 <sup>1</sup>
<i>Other</i>	6	7	3	4	3	1	7	3 <sup>2</sup>
<b>Total</b>	<b>195</b>	<b>167</b>	<b>200</b>	<b>160</b>	<b>151</b>	<b>223</b>	<b>252</b>	<b>237<sup>3</sup></b>

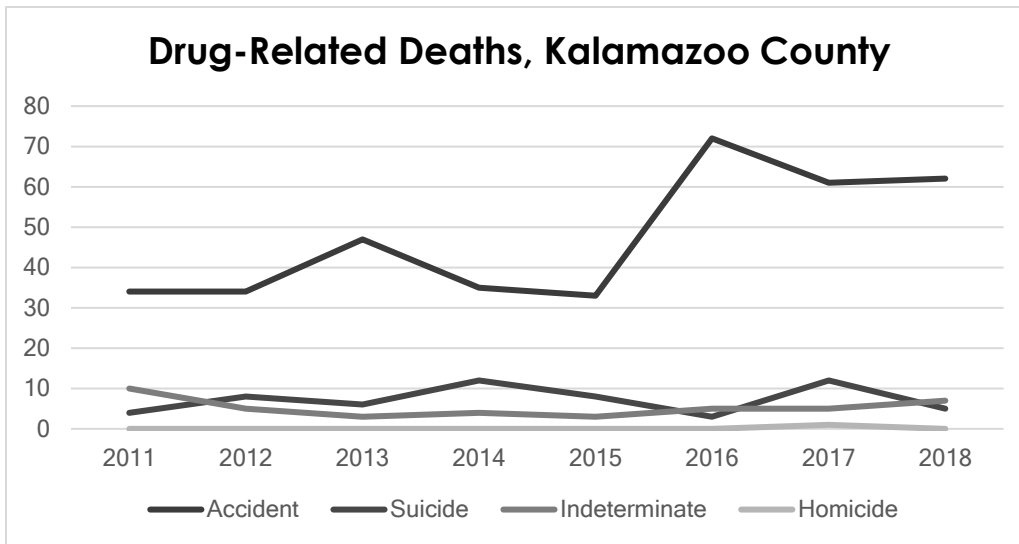
## Drug-Related Deaths by Manner, Kalamazoo County

	2011	2012	2013	2014	2015	2016	2017	2018
<i>Accident</i>	34	34	47	35	33	72	61	62
<i>Suicide</i>	4	8	6	12	8	3	12	5
<i>Homicide</i>	0	0	0	0	0	0	1	0
<i>Indeterminate</i>	10	5	3	4	3	5	5	7
<b>Total</b>	<b>48</b>	<b>47</b>	<b>56</b>	<b>51</b>	<b>44</b>	<b>80</b>	<b>79</b>	<b>74</b>
<i>% of Accidents and Indeterminate Deaths Involving Opioids</i>	N/A	N/A	N/A	N/A	83%	82%	74%	74%

<sup>1</sup> (2) Asphyxia due to choking; (1) Airway obstruction by bedding material; (1) Autoerotic asphyxial hanging; (1) Body entrapment with probable positional asphyxia; (1) Asphyxia with suffocation, aspiration and compression, collapse of sand dune

<sup>2</sup> (1) Multiple blunt force injuries, struck by tree limb; (1) Craniocerebral trauma, struck by tree limb; (1) Complications of blunt force leg injury sustained while riding moped

<sup>3</sup> One death is categorized twice, as both drowning and vehicle-related; vehicle left roadway and entered water



### Drug-Related Accidental & Indeterminate Deaths, Kalamazoo County

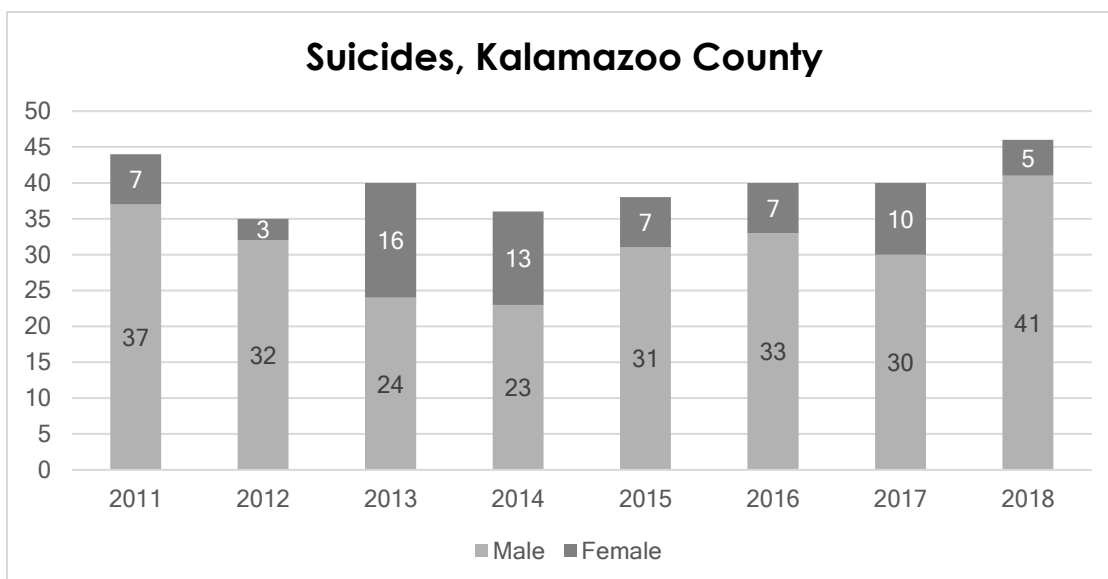
Age	Sex	Race	Substances Contributing to Death	Opioid
21	F	W	Acetylfentanyl, fentanyl, nitrous oxide	Y
22	M	W	Heroin	Y
22	F	W	Methamphetamine	N
23	M	W	Opioids NOS	Y
23	F	W	Acetylfentanyl, fentanyl	Y
24	M	W	Fentanyl	Y
26	M	W	7-aminoclonazepam, gabapentin, methadone	Y
26	F	W	Amphetamines, benzodiazepines, opioids NOS	Y
26	F	W	Acetylfentanyl	Y
28	F	W	Acetylfentanyl, fentanyl	Y
28	M	W	Methamphetamine	N
29	M	W	Acetylfentanyl, fentanyl, methamphetamine	Y
29	F	AA/B	Acetylfentanyl, alcohol, cocaine, fentanyl, heroin	Y
29	M	W	Demoxepam, fentanyl, heroin, nordiazepam	Y
30	M	W	Alcohol, alprazolam, oxycodone	Y
30	M	W	Fentanyl	Y
30	M	W	Diazepam, fentanyl, hydrocodone	Y
30	F	W	Acetylfentanyl, fentanyl, morphine	Y
30	M	W	Acetylfentanyl, fentanyl, methamphetamine, morphine	Y
31	F	W	Alcohol, alprazolam, cocaine, cyclobenzaprine, dextromethorphan, fentanyl, heroin	Y
32	M	W	Alprazolam, diphenhydramine, duloxetine, mirtazapine, morphine, oxycodone	Y
32	F	W	Cyclobenzaprine, fentanyl, gabapentin, morphine	Y

33	F	W	Fentanyl	Y
34	M	W	Fentanyl, methoxyacetylfentanyl, U47700	Y
35	F	W	Diazepam, diphenhydramine, fentanyl, mirtazapine, nordiazepam	Y
35	F	W	Acetylfentanyl, alcohol, fentanyl, methamphetamine	Y
35	M	W	Alcohol, fentanyl	Y
35	F	W	Alprazolam, clonazepam, methadone	Y
36	M	W	Cyclopropylfentanyl, methoxyacetylfentanyl	Y
36	M	W	Drug related death; unable to determine specific drugs	Unknown
36	F	W	Oxycodone	Y
37	F	W	Demoxepam, lorazepam, morphine	Y
37	M	W	Fentanyl	Y
37	F	W	Cocaine, fentanyl, tramadol	Y
38	M	AA/B	Acetylfentanyl, fentanyl, methamphetamine	Y
38	M	W	Acetylfentanyl, fentanyl	Y
38	F	W	Amitriptyline, methamphetamine	N
40	M	W	Fentanyl	Y
42	M	W	Fentanyl	Y
42	M	W	Loperamide	N
43	M	AA/B	Acetylfentanyl, cocaine, dextromethorphan, fentanyl, methamphetamine, morphine, quetiapine	Y
46	M	AA/B	Cocaine	N
46	M	AA/B	Acetylfentanyl, fentanyl, methadone, methamphetamine	Y
47	M	W	Methamphetamine	N
48	F	W	Methamphetamine	N
49	M	W	Methadone	Y
49	M	W	Methamphetamine, morphine	Y
50	M	W	Alcohol	N
52	F	W	Methamphetamine	N
53	M	AA/B	Cocaine	N
53	M	W	Alprazolam, fentanyl, heroin, methamphetamine	Y
54	M	W	Amphetamine, cyclopropylfentanyl, fentanyl, methamphetamine	Y
54	M	W	Fentanyl, heroin	Y
55	M	W	Alprazolam, methadone	Y
55	M	AA/B	Fentanyl, heroin, methamphetamine	Y
57	F	W	Acetylfentanyl, fentanyl, methamphetamine	Y
57	M	W	Methamphetamine	N
57	M	W	Amphetamine	N

59	M	W	Heroin	Y
60	F	W	Hydrocodone, methamphetamine	Y
61	M	W	Hydrocodone	Y
61	M	AA/B	Cocaine, methamphetamine	N
62	M	W	Alcohol	N
62	M	W	Alprazolam, amlodipine, atenolol, citalopram, dextromethorphan, nortriptyline	N
63	F	W	Amphetamine, methamphetamine	N
64	F	AA/B	Promethazine	N
64	M	W	Gabapentin, hydromorphone, morphine, oxycodone	Y
65	F	W	Acetaminophen, codeine	Y
66	M	AA/B	Fentanyl, morphine	Y

## Suicides, Kalamazoo County

Year	Total	Male	Female	0 - 17	18 - 64	65 +
2011	44	37	7	0	36	8
2012	35	32	3	1	26	8
2013	40	24	16	5	28	7
2014	36	23	13	0	29	7
2015	38	31	7	3	28	7
2016	40	33	7	3	32	5
2017	40	30	10	1	31	8
2018	46	41	5	2	31	13





## Homicides by Mechanism, Kalamazoo County

	2016	2017	2018
<i>Firearm</i>	12	9	8
<i>Blunt Force Trauma</i>	3	1	3
<i>Sharp Force Trauma</i>	2	1	3
<i>Other</i>	1	3	1 <sup>1</sup>
<b><i>Total</i></b>	<b>18</b>	<b>14</b>	<b>15</b>

---

<sup>1</sup> (1) Asphyxia, including strangulation

# LEELANAU COUNTY

## Summary of All Leelanau County Cases

	2017	2018
<i>Total Deaths in the County</i>	148	175 <sup>1</sup>
<i>Deaths Reported to the ME</i>	39	46
<i>Deaths Investigated</i>	36	45
<i>MEI Scene Investigations</i>	24	41
<i>Death Certificates by ME</i>	21	15
<i>Bodies Transported to Morgue</i>	10	9
<i>Complete Autopsy</i>	9	7
<i>Limited Autopsy</i>	1	0
<i>External Examination</i>	0	2
<i>Storage Only</i>	0	0
<i>Total Cases with Toxicology</i>	10	8
<i>Unidentified Remains After Exam</i>	0	0
<i>Referrals to Gift of Life</i>	6	8
<i>Tissue Donations</i>	0	1
<i>Cornea Donations</i>	0	0
<i>Unclaimed Investigations</i>	0	0
<i>Exhumations</i>	0	0

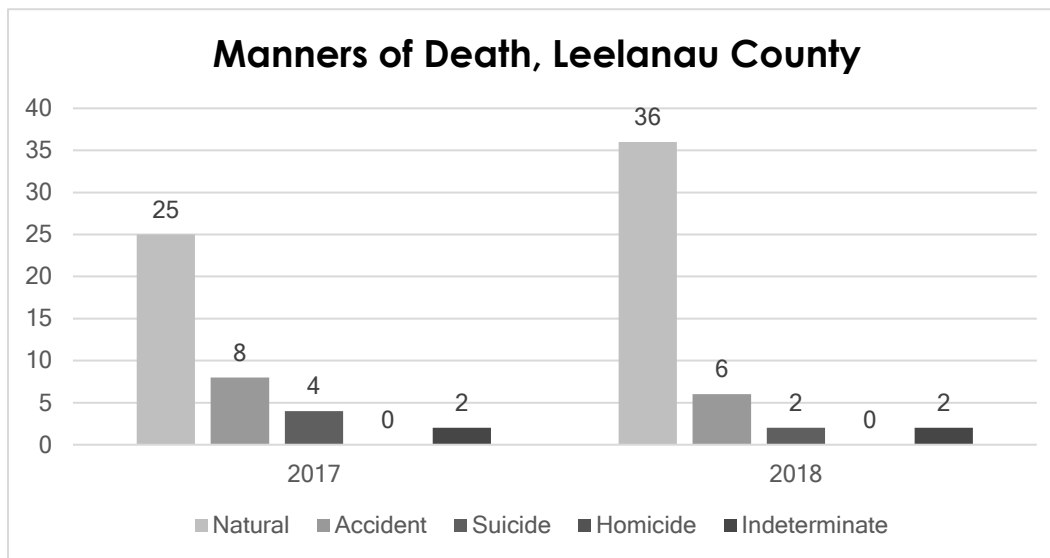
## Cremation Permit Authorizations, Leelanau County

	2017	2018
<i>Cremation Permits</i>	105	130
<i>% of Total Deaths with Cremation</i>	71%	74%

<sup>1</sup> Provisional total number of deaths occurring in the county

## Manners of Death Reported, Leelanau County

	2017	2018
<i>Natural</i>	25	36
<i>Accident</i>	8	6
<i>Suicide</i>	4	2
<i>Homicide</i>	0	0
<i>Indeterminate</i>	2	2 <sup>1</sup>
<b>Total</b>	<b>39</b>	<b>46</b>



## Deaths Reported by Age (in years), Leelanau County

	< 1	1 - 5	6 - 10	11 - 17	18 - 25	26 - 44	45 - 64	65 +
2017	0	0	0	1	3	3	7	25
2018	0	0	1	0	1	3	7	34

## Pediatric Deaths, Leelanau County

The one death of an individual under 18 years of age includes:

1. 6-10 years old
  - a. (1) Multiple injuries, restrained passenger in a vehicle versus vehicle/ fixed object; accident

<sup>1</sup> (2) Court ordered death certificates, deaths declared by court, neither body ever located

## Accidental Deaths by Mechanism, Leelanau County

	2017	2018
<i>Vehicle</i>	2	1
<i>Drug-Related</i>	1	1
<i>Drowning</i>	0	2
<i>Fall</i>	0	1
<i>Fire</i>	0	0
<i>Environmental Exposure</i>	0	0
<i>Asphyxia</i>	0	1 <sup>1</sup>
<i>Other</i>	1	0
<b>Total</b>	<b>4</b>	<b>6</b>

## Drug-Related Deaths by Manner, Leelanau County

	2017	2018
<i>Accident</i>	1	1
<i>Suicide</i>	0	0
<i>Indeterminate</i>	0	0
<b>Total</b>	<b>1</b>	<b>1</b>
<i>% of Accidents and Indeterminate Manners Involving Opioids</i>	100%	0%

## Drug-Related Accidental Deaths, Leelanau County

Age	Sex	Race	Substances contributing to death	Opioid
37	F	W	Alcohol	N

## Suicides, Leelanau County

Year	Total	Male	Female	0 - 17	18 - 64	65 +
2017	4	4	0	1	1	2
2018	2	2	0	0	0	2

<sup>1</sup> (1) Positional asphyxia

# MASON COUNTY

## Summary of All Mason County Cases

2018

<i>Total Deaths in the County</i>	311 <sup>1</sup>
<i>Deaths Reported to the ME</i>	107
<i>Deaths Investigated</i>	92
<i>MEI Scene Investigations</i>	88
<i>Death Certificates by ME</i>	53
<i>Bodies Transported to Morgue</i>	37
<i>Complete Autopsy</i>	29
<i>Limited Autopsy</i>	0
<i>External Examination</i>	6
<i>Storage Only</i>	2
<i>Total cases with Toxicology</i>	32
<i>Unidentified Remains After Exam</i>	0
<i>Referrals to Gift of Life</i>	16
<i>Tissue Donations</i>	3
<i>Cornea Donations</i>	0
<i>Unclaimed Investigations</i>	1
<i>Exhumations</i>	0

## Cremation Permit Authorizations, Mason County

2018

<i>Cremation Permits</i>	231
<i>% of Total Deaths with Cremation</i>	74%

<sup>1</sup> Provisional total number of deaths occurring in the county

## Manners of Death Reported, Mason County

2018

<i>Natural</i>	84 <sup>1</sup>
<i>Accident</i>	16
<i>Suicide</i>	7
<i>Homicide</i>	0
<i>Indeterminate</i>	0
<b>Total</b>	<b>107</b>

## Deaths Reported by Age (in years), Mason County

	< 1	1 - 5	6 - 10	11 - 17	18 - 25	26 - 44	45 - 64	65 +
2018	1	0	0	3	2	13	25	63

## Pediatric Deaths, Mason County

The four deaths of individuals under 18 years of age include:

1. <1 year old
  - a. (1) Stillbirth investigation (cremation permit authorization)
2. 11-17 years old
  - a. (1) Asthma; natural
  - b. (1) Hanging; suicide
  - c. (1) Multiple injuries, passenger in motor vehicle collision; accident

## Suicides, Mason County

Year	Total	Male	Female	0 - 17	18 - 64	65 +
2018	7	4	3	1	6	0

<sup>1</sup> Includes (1) stillbirth investigation (cremation permit authorization)

## Accidental Deaths by Mechanism, Mason County

2018

<i>Vehicle</i>	5
<i>Drug-Related</i>	7
<i>Drowning</i>	1
<i>Fall</i>	3
<i>Fire</i>	0
<i>Environmental Exposure</i>	1
<i>Asphyxia</i>	0
<i>Other</i>	0
<b>Total</b>	<b>16<sup>1</sup></b>

## Drug-Related Deaths by Manner, Mason County

2018

<i>Accident</i>	7
<i>Suicide</i>	1
<i>Indeterminate</i>	0
<b>Total</b>	<b>8</b>
<i>% of Accidents and Indeterminate Deaths Involving Opioids</i>	57%

## Drug-Related Accidental Deaths, Mason County

Age	Sex	Race	Substances contributing to death	Opioid
24	M	W	Acetylfentanyl, alprazolam, dihydrocodeine, fentanyl	Y
31	M	Amer Ind	Acetylfentanyl, alprazolam, heroin	Y
34	M	W	Alcohol, cocaine, heroin	Y
35	F	W	Cyclobenzaprine, diazepam, fentanyl, morphine	Y
56	F	W	Alcohol, alprazolam, diphenhydramine, methamphetamine	N
60	M	Amer Ind	Cocaine	N
71	M	W	Alcohol	N

<sup>1</sup> One death is categorized twice, as drug-related and environmental exposure (hypothermia)

# MUSKEGON COUNTY

## Summary of All Muskegon County Cases

	2010	2011	2012	2013	2014	2015	2016	2017	2018
<i>Total Deaths in the County</i>	1,625	1,693	1,600	1,730	1,707	1,784	1,759	1,784	1,841 <sup>1</sup>
<i>Deaths Reported to the ME</i>	544	440	481	527	524	605	585	629	662
<i>Deaths Investigated</i>	N/A	N/A	412	424	453	530	504	468	504
<i>MEI Scene Investigations</i>	353	310	384	420	444	501	469	425	463
<i>Death Certificates by ME</i>	213	201	203	216	228	251	231	234	235
<i>Bodies Transported to Morgue</i>	163	161	132	148	178	159	167	159	161
<i>Complete Autopsy</i>	135	122	106	120	144	120	114	108	117
<i>Limited Autopsy</i>	5	10	2	6	2	4	2	4	4
<i>External Examination</i>	22	21	22	18	18	35	41	43	35
<i>Storage Only</i>	1	8	2	4	4	0	10	4	4
<i>Total Cases with Toxicology</i>	147	153	119	142	152	160	136	140	147
<i>Unidentified Remains After Exam</i>	0	0	0	0	0	0	0	0	0
<i>Referrals to Gift of Life</i>	27	70	81	93	156	139	109	122	128
<i>Tissue Donations</i>	3	7	8	9	14	17	12	9	15
<i>Cornea Donations</i>	3	8	11	12	16	20	11	7	8
<i>Unclaimed Investigations</i>	0	4	4	3	6	5	7	12	15
<i>Exhumations</i>	0	0	0	0	0	0	0	0	0

## Cremation Permit Authorizations, Muskegon County

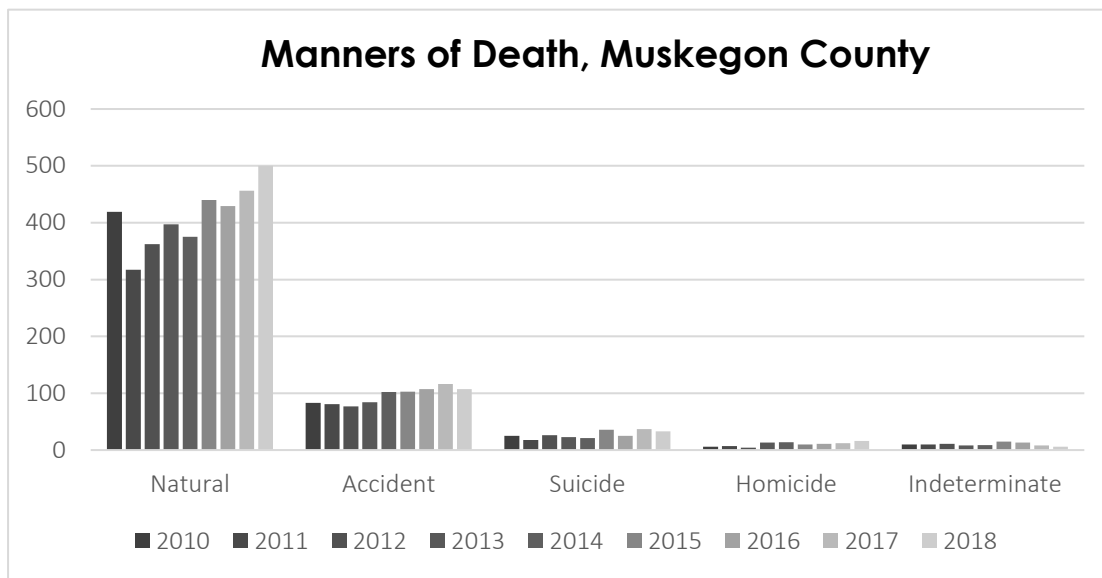
	2010	2011	2012	2013	2014	2015	2016	2017	2018
<i>Cremation Permits</i>	893	812	952	986	1,007	1,116	1,138	1,188	1,264
<i>% of Total Deaths with Cremation</i>	55%	48%	60%	57%	59%	63%	65%	67%	55%

<sup>1</sup> Provisional total number of deaths occurring in the county



## Manners of Death Reported, Muskegon County

	2010	2011	2012	2013	2014	2015	2016	2017	2018
<i>Natural</i>	419	317	362	397	375	440	429	456	500 <sup>1</sup>
<i>Accident</i>	83	81	77	84	102	103	107	116	107
<i>Suicide</i>	25	18	26	23	21	36	25	37	33
<i>Homicide</i>	6	7	4	13	14	10	11	12	16
<i>Indeterminate</i>	10	10	11	8	9	15	13	8	6 <sup>2</sup>
<b>Total</b>	<b>544</b>	<b>440</b>	<b>480</b>	<b>525</b>	<b>524</b>	<b>604</b>	<b>585</b>	<b>629</b>	<b>662</b>



## Deaths Reported by Age (in years), Muskegon County

	< 1	1 - 5	6 - 10	11 - 17	18 - 25	26 - 44	45 - 64	65 +
<b>2010</b>	21	0	2	4	11	47	151	306
<b>2011</b>	3	1	1	4	14	59	134	217
<b>2012</b>	4	3	1	3	14	44	144	267
<b>2013</b>	5	0	0	4	13	48	170	286
<b>2014</b>	4	0	0	8	15	66	155	273
<b>2015</b>	10	1	2	2	24	61	199	304
<b>2016</b>	17	2	1	5	18	55	184	303
<b>2017</b>	13	1	0	8	14	81	168	344
<b>2018</b>	18	2	3	1	16	88	190	344

<sup>1</sup> Includes (17) stillbirth investigations (cremation permit authorizations)

<sup>2</sup> (2) Unknown cause and manner of death; (1) Mixed drug intoxication; (1) Sudden Unexplained Infant Death (SUID) associated with unsafe sleep; (1) Smoke and soot inhalation, residential fire; (1) Multiple injuries associated with drug use and natural disease

## Pediatric Deaths, Muskegon County

The 24 deaths of individuals under 18 years of age include:

1. <1 year old
  - a. (17) Stillbirth investigations (cremation permit authorizations)
  - b. (1) Sudden Unexplained Infant Death (SUID) associated with unsafe sleep and bronchiolitis; indeterminate
2. 1-5 years old
  - a. (1) Bronchopneumonia associated with multicystic encephalopathy; natural
  - b. (1) Bronchiolitis due to Respiratory Syncytial Virus (RSV); natural
3. 6-10 years old
  - a. (1) Complications of remote brain injuries; homicide
  - b. (1) Multiple blunt force injuries, bicyclist struck by motor vehicle; accident
  - c. (1) Cecal volvulus; natural
4. 11-17 years old
  - a. (1) Gunshot wound of chest; homicide

## Accidental Deaths by Mechanism, Muskegon County

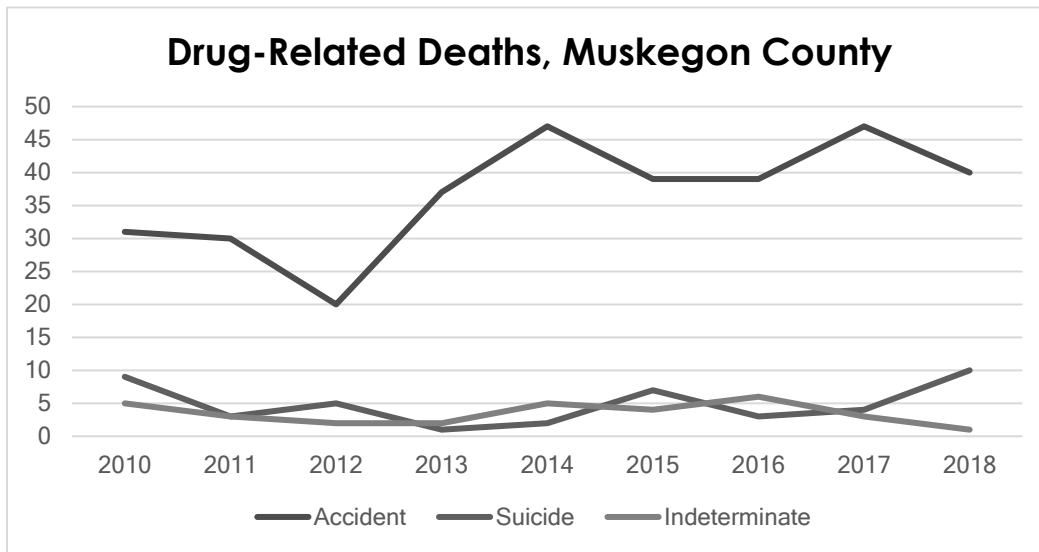
	2010	2011	2012	2013	2014	2015	2016	2017	2018
<i>Vehicle</i>	16	25	18	13	18	22	22	22	21
<i>Drug-Related</i>	31	30	20	37	47	39	40	47	40
<i>Drowning</i>	3	4	4	4	4	4	2	4	2
<i>Fall</i>	21	17	27	26	29	29	32	38	37
<i>Fire</i>	3	3	0	0	1	3	1	0	0
<i>Environmental Exposure</i>	0	0	0	0	1	1	4	0	1
<i>Asphyxia</i>	6	1	4	2	2	3	4	2	5
<i>Other</i>	2	1	3	0	1	2	2	3	2
<b>Total</b>	<b>82</b>	<b>81</b>	<b>76</b>	<b>82</b>	<b>103</b>	<b>103</b>	<b>107</b>	<b>116</b>	<b>107<sup>1</sup></b>

## Drug-Related Deaths by Manner, Muskegon County

	2010	2011	2012	2013	2014	2015	2016	2017	2018
<i>Accident</i>	31	30	20	37	47	39	39	47	40
<i>Suicide</i>	9	3	5	1	2	7	3	4	10 <sup>2</sup>
<i>Indeterminate</i>	5	3	2	2	5	4	6	3	1
<b>Total</b>	<b>45</b>	<b>36</b>	<b>27</b>	<b>40</b>	<b>54</b>	<b>50</b>	<b>48</b>	<b>54</b>	<b>51</b>
<i>% of Accidents and Indeterminate Deaths Involving Opioids</i>	N/A	N/A	N/A	N/A	N/A	95%	87%	84%	85%

<sup>1</sup> One death is categorized twice, as both drug-related and drowning

<sup>2</sup> Includes (3) multi-modality suicides: (1) Mixed drug intoxication associated with carbon monoxide poisoning; (1) Mixed drug intoxication associated with positional asphyxia; (1) Asphyxia (nitrogen gas suffocation) associated with acute drug intoxication



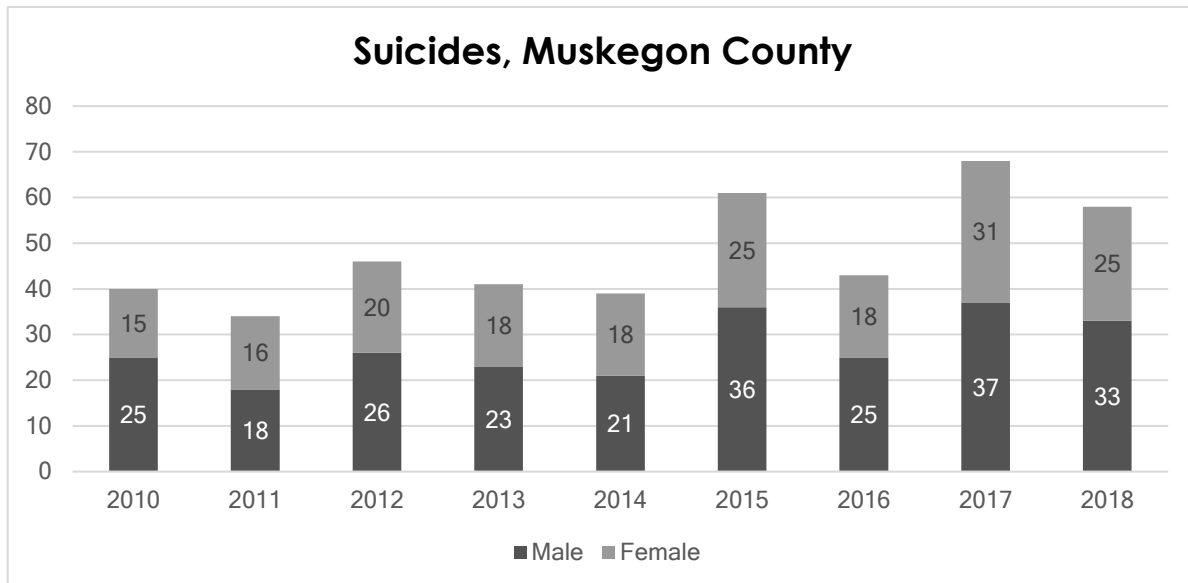
### Drug-Related Accidental & Indeterminate Deaths, Muskegon County

Age	Sex	Race	Substances contributing to death	Opioid
22	M	W	Alcohol, fentanyl	Y
24	M	W	Heroin	Y
25	M	W	Heroin	Y
27	M	W	Fentanyl, methadone, methamphetamine	Y
28	M	AA/B	Cocaine, fentanyl	Y
28	M	W	Fentanyl, heroin, methamphetamine	Y
28	M	AA/B	Heroin	Y
29	F	AA/B	Alcohol, cocaine, fentanyl, hydrocodone, morphine	Y
29	M	AA/B	Opioids NOS	Y
30	M	W	Alprazolam, methadone	Y
30	M	AA/B	Alcohol, cocaine	N
31	M	W	Cocaine	N
32	M	W	Clonazepam, cocaine, gabapentin	N
34	F	AA/B	Heroin	Y
34	M	W	Alcohol, opioids NOS	Y
34	M	W	Clonazepam, heroin, methamphetamine, mitragynine, orphenadrine	Y
35	F	W	Alprazolam, amphetamine, cocaine, diazepam, diphenhydramine, gabapentin, heroin, nordiazepam, zolpidem	Y
35	F	W	Acetylfentanyl, fentanyl, heroin, methadone	Y
35	F	W	Alcohol, diphenhydramine, fentanyl, lorazepam, zolpidem	Y
36	F	W	Methadone	Y
37	M	W	Cocaine, heroin	Y
37	M	W	Alcohol, demoxepam, heroin, nordiazepam	Y

38	M	W	Alprazolam, fentanyl, heroin	Y
39	M	W	Acetylfentanyl, fentanyl, methamphetamine	Y
40	M	W	Methoxyacetylfentanyl	Y
40	F	W	Acetylfentanyl, clonazepam, diphenhydramine, fentanyl, methadone, pregabalin	Y
41	M	W	Acetylfentanyl, fentanyl	Y
41	M	AA/B	Morphine	Y
41	F	AA/B	Cocaine	N
42	F	W	Fentanyl	Y
44	M	W	Cocaine, methamphetamine	N
47	F	W	Morphine	Y
47	M	W	Cocaine, fentanyl	Y
48	M	W	Methamphetamine	N
49	M	W	Alcohol, cocaine, fentanyl	Y
53	M	W	Acetylfentanyl, cyclobenzaprine, fentanyl, heroin	Y
57	M	W	Hydrocodone	Y
59	M	W	Aminoclonazepam, bupropion, diltiazem, hydromorphone, pseudoephedrine, quetiapine, zolpidem	Y
61	M	AA/B	Acetylfentanyl, alcohol, fentanyl	Y
62	M	W	Acetylfentanyl, fentanyl, hydrocodone, methadone	Y
84	F	W	Aminoclonazepam, diphenhydramine, gabapentin, hydrocodone, zolpidem	Y

## Suicides, Muskegon County

Year	Total	Male	Female	0 - 17	18 - 64	65 +
2010	25	15	10	0	19	6
2011	18	16	2	2	13	3
2012	26	20	6	1	19	6
2013	23	18	5	0	19	4
2014	21	18	3	3	16	2
2015	36	25	11	0	25	11
2016	25	18	7	0	19	6
2017	37	31	6	3	29	5
2018	33	25	8	0	27	6



### Homicides by Mechanism, Muskegon County

	2016	2017	2018
<i>Firearm</i>	8	8	12
<i>Blunt Force Trauma</i>	1	1	1
<i>Sharp Force Trauma</i>	0	1	3
<i>Other</i>	2	2	0
<b>Total</b>	<b>11</b>	<b>12</b>	<b>16</b>

# OSCEOLA COUNTY

## Summary of Osceola County Cases

2018<sup>1</sup>

<i>Total Deaths in the County</i>	187 <sup>2</sup>
<i>Deaths Reported to the ME</i>	62
<i>Deaths Investigated</i>	58
<i>MEI Scene Investigations</i>	55
<i>Death Certificates by ME</i>	31
<i>Bodies Transported to Morgue</i>	17 <sup>3</sup>
<i>Complete Autopsy</i>	12 <sup>4</sup>
<i>Limited Autopsy</i>	0
<i>External Examination</i>	4
<i>Storage Only</i>	1 <sup>5</sup>
<i>Total Cases with Toxicology</i>	16
<i>Unidentified Remains After Exam</i>	1 <sup>6</sup>
<i>Referrals to Gift of Life</i>	10
<i>Tissue Donations</i>	1
<i>Cornea Donations</i>	1
<i>Unclaimed Investigations</i>	0
<i>Exhumations</i>	0

## Cremation Permit Authorizations, Osceola County<sup>7</sup>

2018

<i>Cremation Permits</i>	86
<i>% of Total Deaths with Cremation</i>	46%

<sup>1</sup> Data provided includes January 1 to December 31, 2018, but WMed served as the ME for only April 1 – December 31, 2018

<sup>2</sup> Provisional total number of deaths occurring in the county

<sup>3</sup> Includes (1) Decedent taken to Kent County Medical Examiner Office for examination, prior to April 1, 2018

<sup>4</sup> Includes (1) Decedent taken to Kent County Medical Examiner Office for examination, prior to April 1, 2018

<sup>5</sup> (1) Unidentified human skull, non-forensic

<sup>6</sup> (1) Unidentified human skull, non-forensic

<sup>7</sup> Data includes only those cremation permits reviewed and approved at WMed

## Manners of Death Reported, Osceola County

2018

<i>Natural</i>	44
<i>Accident</i>	13
<i>Suicide</i>	3
<i>Homicide</i>	0
<i>Indeterminate</i>	1 <sup>1</sup>
<b>Total</b>	<b>61<sup>2</sup></b>

## Deaths Reported by Age (in years), Osceola County

	< 1	1 - 5	6 - 10	11 - 17	18 - 25	26 - 44	45 - 64	65 +
2018 <sup>3</sup>	1	1	0	1	0	4	13	41

## Pediatric Deaths, Osceola County

The three deaths of individuals under 18 years of age include:

1. <1 year old
  - a. (1) Asphyxia due to unsafe sleep; accident
2. 1-5 years old
  - a. (1) Blunt force head injury, television fell onto decedent; accident
3. 11-17 years old
  - a. (1) Gunshot wound of head; suicide

## Suicides, Osceola County

Year	Total	Male	Female	0-17	18-64	65+
2018	3	2	1	1	2	0

<sup>1</sup> (1) Probable inhalation of exhaust gases associated with atherosclerotic cardiovascular disease

<sup>2</sup> (1) Unidentified human skull not included, non-forensic

<sup>3</sup> (1) Unidentified human skull not included, non-forensic, unknown age

## Accidental Deaths by Mechanism, Osceola County

2018

Vehicle	4
Drug-Related	2
Drowning	0
Fall	3
Fire	0
Environmental Exposure	0
Asphyxia	2 <sup>1</sup>
Other	2 <sup>2</sup>
<b>Total</b>	<b>13</b>

## Drug-Related Deaths by Manner, Osceola County

2018

Accident	2
Suicide	0
Indeterminate	0
<b>Total</b>	<b>2</b>
<i>% of Accidents and Indeterminate Deaths Involving Opioids</i>	50%

## Drug-Related Accidental Deaths, Osceola County

Age	Sex	Race	Substances contributing to death	Opioid
43	F	W	Amphetamine	N
60	F	W	Hydrocodone	Y

<sup>1</sup> (1) Asphyxia due to unsafe sleep; (1) Asphyxia due to compression, tree fell onto decedent

<sup>2</sup> (1) Multiple blunt force injuries, struck by falling pipe; (1) Blunt force head injury, television fell onto decedent



# ST. JOSEPH COUNTY

## Summary of St. Joseph County Cases

	2017	2018
<i>Total Deaths in the County</i>	508	530 <sup>1</sup>
<i>Deaths Reported to the ME</i>	164	157 <sup>2</sup>
<i>Deaths Investigated</i>	155	150 <sup>3</sup>
<i>MEI Scene Investigations</i>	147	141 <sup>4</sup>
<i>Death Certificates by ME</i>	66	69
<i>Bodies Transported to Morgue</i>	56	67 <sup>5</sup>
<i>Complete Autopsy</i>	34	39
<i>Limited Autopsy</i>	1	2
<i>External Examination</i>	14	20
<i>Storage Only</i>	7	5
<i>Total Cases with Toxicology</i>	43	55
<i>Unidentified Remains After Exam</i>	2	0
<i>Referrals to Gift of Life</i>	53	45
<i>Tissue Donations</i>	7	6
<i>Cornea Donations</i>	2	3
<i>Unclaimed Investigations</i>	1	4
<i>Exhumations</i>	0	0

## Cremation Permit Authorizations, St. Joseph County

	2017	2018
<i>Cremation Permits</i>	309	306
<i>% of Total Deaths with Cremation</i>	61%	58%

<sup>1</sup> Provisional total number of deaths occurring in the county

<sup>2</sup> Includes (2) reported deaths of living individuals. MEI arrived on scenes to find patients breathing. One of these patients was taken to Bronson Methodist Hospital in Kalamazoo County, where he was later pronounced dead.

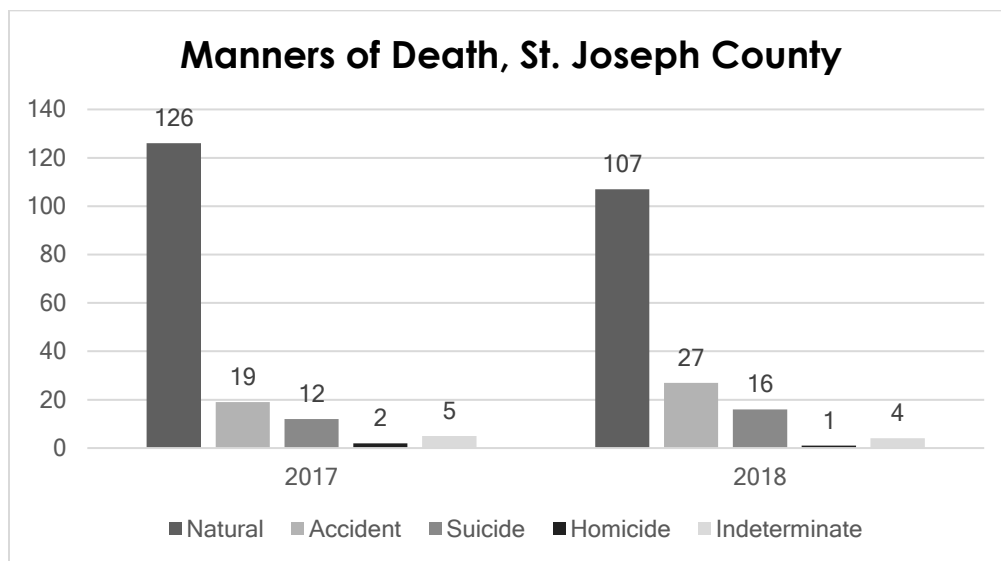
<sup>3</sup> Does not include (2) reported deaths of living individuals

<sup>4</sup> Does not include (2) reported deaths of living individuals

<sup>5</sup> Includes (1) toxicology only case

## Manners of Death Reported, St. Joseph County

	2017	2018
Natural	126	107 <sup>1</sup>
Accident	19	27
Suicide	12	16
Homicide	2	1
Indeterminate	5	4 <sup>2</sup>
<b>Total</b>	<b>164</b>	<b>155<sup>3</sup></b>



## Deaths Reported by Age (in years), St. Joseph County

	< 1	1 - 5	6 - 10	11 - 17	18 - 25	26 - 44	45 - 64	65 +
2017	2	0	0	1	2	19	60	78
2018 <sup>4</sup>	7	2	1	3	9	17	46	70

## Pediatric Deaths, St. Joseph County

The 13 deaths of individuals under 18 years of age include:

1. <1 year old
  - a. (4) Stillbirth investigations (cremation permit investigations)
  - b. (1) Complications of prematurity associated with Parainfluenza 3 infection; natural
  - c. (1) Asphyxia due to wedging, unsafe sleep; accident

<sup>1</sup> Includes (4) stillbirth investigations (cremation permit authorizations)

<sup>2</sup> (2) Smoke and soot inhalation, residential fire; (1) Unknown cause and manner of death; (1) SUID associated with unsafe sleep and respiratory infection

<sup>3</sup> Does not include (2) reported deaths of living individuals

<sup>4</sup> Does not include (2) reported deaths of living individuals

- d. (1) Sudden Unexplained Infant Death (SUID) associated with unsafe sleep and respiratory infection; indeterminate
- 2. 1-5 years old
  - a. (1) Complications of Pompe Disease; natural
  - b. (1) Unknown cause and manner of death following complete examination; indeterminate
- 3. 6-10 years old
  - a. (1) Inhalation of products of combustion and thermal injuries, residential fire; accident
- 4. 11-17 years old
  - a. (2) Hanging; suicide
  - b. (1) Shotgun wound of head; suicide

## Accidental Deaths by Mechanism, St. Joseph County

	2017	2018
<i>Vehicle</i>	8	15
<i>Drug-Related</i>	6	4
<i>Drowning</i>	2	1
<i>Fall</i>	1	3
<i>Fire</i>	1	4
<i>Environmental Exposure</i>	0	0
<i>Asphyxia</i>	1	1 <sup>1</sup>
<i>Other</i>	0	0
<b>Total</b>	<b>19</b>	<b>27<sup>2</sup></b>

## Suicides, St. Joseph County

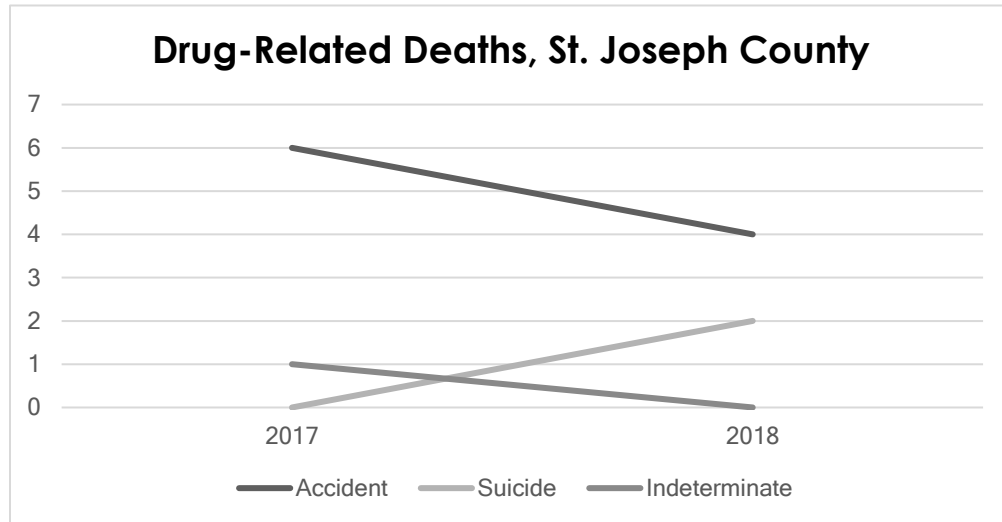
Year	Total	Male	Female	0 - 17	18 - 64	65 +
2017	12	11	1	0	10	2
2018	16	13	3	3	11	2

<sup>1</sup> Asphyxia due to wedging, unsafe sleep

<sup>2</sup> One death is categorized twice, as both drowning and vehicle-related, motor vehicle left roadway and entered river

## Drug-Related Deaths by Manner, St. Joseph County

	2017	2018
<i>Accident</i>	6	4
<i>Suicide</i>	0	2
<i>Indeterminate</i>	1	0
<b>Total</b>	<b>7</b>	<b>6</b>
<i>% of Accidents and Indeterminate Deaths Involving Opioids</i>	86%	75%



## Drug-Related Accidental Deaths, St. Joseph County

Age	Sex	Race	Substances contributing to death	Opioid
25	F	W	Cyclobenzaprine, Methadone	Y
28	F	W	Clonazepam, fentanyl, methadone, morphine, olanzapine	Y
59	F	W	Methamphetamine	N
62	M	W	Methadone	Y

## Homicides by Mechanism, St. Joseph County

	2017	2018
<i>Firearm</i>	2	1
<i>Blunt Force Trauma</i>	0	0
<i>Other</i>	0	0
<b>Total</b>	<b>2</b>	<b>1</b>

# VAN BUREN COUNTY

## Summary of Van Buren County Cases

2018

<i>Total Deaths in the County</i>	514 <sup>1</sup>
<i>Deaths Reported to the ME</i>	162
<i>Deaths Investigated</i>	146
<i>MEI Scene Investigations</i>	142
<i>Death Certificates by ME</i>	61
<i>Bodies Transported to Morgue</i>	56
<i>Complete Autopsy</i>	31
<i>Limited Autopsy</i>	2
<i>External Examination</i>	20
<i>Storage Only</i>	3
<i>Total Cases with Toxicology</i>	44
<i>Unidentified Remains After Exam</i>	0
<i>Referrals to Gift of Life</i>	55
<i>Tissue Donations</i>	8
<i>Cornea Donations</i>	3
<i>Unclaimed Investigations</i>	2
<i>Exhumations</i>	1

## Cremation Permit Authorizations, Van Buren County

2018

<i>Cremation Permits</i>	322
<i>% of Total Deaths with Cremation</i>	63%

<sup>1</sup> Provisional total number of deaths occurring in the county

## Manners of Death Reported, Van Buren County

2018

<i>Natural</i>	116
<i>Accident</i>	25
<i>Suicide</i>	16
<i>Homicide</i>	5
<i>Indeterminate</i>	0
<b>Total</b>	<b>162</b>

## Deaths Reported by Age (in years), Van Buren County

	< 1	1 - 5	6 - 10	11 - 17	18 - 25	26 - 44	45 - 64	65 +
2018	0	2	1	0	4	13	47	95

## Pediatric Deaths, Van Buren County

The three deaths of individuals under 18 years of age include:

1. 1-5 years old
  - a. (1) Multiple injuries, including asphyxia, dehydration, blunt force trauma and possible hyperthermia; homicide
  - b. (1) Acute exacerbation of chronic asthma; natural
2. 6-10 years old
  - a. (1) Craniocerebral trauma, restrained passenger in motor vehicle rollover; accident

## Accidental Deaths by Mechanism, Van Buren County

2018

<i>Vehicle</i>	10
<i>Drug-Related</i>	10
<i>Drowning</i>	1
<i>Fall</i>	4
<i>Fire</i>	0
<i>Environmental Exposure</i>	1
<i>Asphyxia</i>	1 <sup>1</sup>
<i>Other</i>	0
<b>Total</b>	<b>25</b>

<sup>1</sup> (1) Mechanical asphyxia, pinned beneath vehicle

## Drug-Related Deaths by Manner, Van Buren County

2018

<i>Accident</i>	10
<i>Suicide</i>	1
<i>Indeterminate</i>	0
<b>Total</b>	<b>11</b>
<i>% of Accidents and Indeterminate Deaths Involving Opioids</i>	90%

## Drug-Related Accidental Deaths, Van Buren County

Age	Sex	Race	Substances contributing to death	Opioid
25	M	AA/B	Cocaine, dextromethorphan, fentanyl	Y
31	M	AA/B	Fentanyl	Y
34	M	W	Acetylfentanyl, fentanyl, morphine	Y
36	F	Amer Ind	Alprazolam, buprenorphine, diphenhydramine, hydroxyzine	Y
46	F	W	Acetylfentanyl, dextromethorphan, diazepam, fentanyl, fluoxetine, hydroxyzine, nordiazepam, oxycodone	Y
46	F	W	Amitriptyline, citalopram, fentanyl, hydroxyzine, nortriptyline	Y
49	M	W	Acetylfentanyl, diphenhydramine, fentanyl	Y
59	F	W	Methadone	Y
61	M	W	Alprazolam, heroin	Y
75	M	W	Methamphetamine	N

## Suicides, Van Buren County

Year	Total	Male	Female	0 - 17	18 - 64	65 +
2018	16	13	3	0	10	6

## Homicides by Mechanism, Van Buren County

2018

<i>Firearm</i>	2
<i>Blunt force trauma</i>	1
<i>Sharp force trauma</i>	1
<i>Other</i>	2 <sup>1</sup>
<b>Total</b>	<b>5<sup>2</sup></b>

<sup>1</sup> (1) Multiple injuries, including asphyxia, dehydration, blunt force trauma and possible hyperthermia; (1) Multiple injuries, including asphyxia (1986 cold case, exhumation)

<sup>2</sup> One death categorized twice, due to sustaining both blunt and sharp force injuries

# ADDITIONAL SERVICES

## Division of Neuropathology

The Division of Neuropathology, led by Dr. Amanda Fisher-Hubbard, performs a wide range of examinations, including those of forensic cases from WMed and outside institutions/medical examiner offices, private examinations for concerned families, hospital consultations, and is involved in several research projects.

	WMed Forensic Cases	Consulting Forensic Cases	Hospital Specimens	Research Cases/Projects	Private Neuropathological Examinations	Total
2016	43	84	11	276	4	418
2017	79	83	3	404	9	578
2018	63	99	2	492	3	659

## Forensic Anthropology

Forensic Anthropology services are provided to all WMed Medical Examiner counties. These services include: human versus non-human bone identification; search and recovery of remains; comparative medical and dental radiography for the positive identification of remains; complete skeletal analyses to determine sex, age, ancestry and stature of skeletal remains; skeletal trauma reconstructions and analyses; and input and case management of unidentified individuals in the National Missing and Unidentified Persons System (NamUs).

	Radiographic Positive Identifications	Trauma Analyses	Recoveries	Non-Human	Biological Profile
2016	46	23	2	9	2
2017	79	7	5	8	5
2018	97	15	9	16	8

## Hospital/Private/Consultant Postmortem Examinations

Our office provides autopsy services to Bronson Healthcare hospitals, private examinations to families searching for answers, and forensic autopsies to various counties in Michigan and northern Indiana.

	Hospital (Bronson Healthcare)	Private	Consultant Counties (Forensic)
2016	10	4	257
2017	7	16	201
2018	8	9	161



## Comparison of All Medical Examiner Serviced Counties, 2018

	Total Population	Total Sq. Miles	Deaths in the County	Deaths Reported	Deaths Investigated	MEI Scene Investigations	DCs by ME	Cremation Permits	Unclaimed Investigations
Allegan	117,327	1,833	772	197	191	185	88	487	2
Barry	61,157	577	390	146	131	128	52	262	1
Calhoun	134,487	718	1,495	476	416	388	201	901	24
Grand Traverse	92,573	601	1,413	350	252	206	126	1,108	7
Kalamazoo	264,870	580	2,977	1,067	781	676	404	2,101	41
Leelanau	21,764	2,532	175	46	45	41	15	130	0
Mason	29,100	1,242	311	107	92	88	53	231	1
Muskegon	173,588	1,459	1,841	662	504	463	235	1,264	15
Osceola	23,341	573	187	62	58	55	31	86	0
St. Joseph	61,043	521	530	157	150	141	69	306	4
Van Buren	75,448	1,090	514	162	146	142	61	322	2
<b>Total</b>	<b>1,054,698</b>	<b>11,726</b>	<b>10,605</b>	<b>3,432</b>	<b>2766</b>	<b>2513</b>	<b>1335</b>	<b>7,198</b>	<b>97</b>

## Postmortem Examinations & Gift of Life Referrals, 2018

	Complete Autopsies	Limited Exams	External Exams	Total Postmortem Exams	Cardio-vascular Consults	Referrals to Gift of Life	Tissue Donations	Cornea Donations
Allegan	41	2	24	67	0	61	4	4
Barry	25	1	12	38	0	24	3	0
Calhoun	103	8	39	150	1	107	11	9
Grand Traverse	45	0	13	58	0	37	3	2
Kalamazoo	187	9	67	263	0	129	16	7
Leelanau	7	0	2	9	0	8	1	0
Mason	29	0	6	35	0	16	3	0
Muskegon	117	4	35	156	0	128	15	8
Osceola	12	0	4	16	1	10	1	1
St. Joseph	39	2	20	61	1	45	6	3
Van Buren	31	2	20	53	0	55	8	3
Consultant Counties	161	0	0	161	1	N/A	N/A	N/A
<b>Total</b>	<b>797</b>	<b>28</b>	<b>242</b>	<b>1067</b>	<b>4</b>	<b>620</b>	<b>71</b>	<b>37</b>

## Manners of Death, All Medical Examiner Serviced Counties, 2018

	Natural	Accident	Suicide	Homicide	Indeterminate
Allegan	141	35	16	1	3
Barry	113	21	9	2	1
Calhoun	347	90	30	6	3
Grand Traverse	260	69	14	1	4
Kalamazoo	750	237	46	15	17
Leelanau	36	6	2	0	2
Mason	84	16	7	0	0
Muskegon	500	107	33	16	6
Osceola	44	13	3	0	1
St. Joseph	107	27	16	1	4
Van Buren	116	25	16	5	0
<b>Total</b>	<b>2,498</b>	<b>646</b>	<b>192</b>	<b>47</b>	<b>41</b>

## Significant Death Statistics, 2018

	Accidental Drug-Related Deaths	Indeterminate Drug-Related Deaths	Opioid-Related Deaths	Accidental Traffic-Related Deaths	Accidental Fall-Related Deaths
Allegan	9	0	9	12	10
Barry	4	1	2	7	8
Calhoun	50	2	48	15	19
Grand Traverse	9	0	8	15	35
Kalamazoo	62	7	54	51	100
Leelanau	1	0	0	1	1
Mason	7	0	4	5	3
Muskegon	40	1	39	21	37
Osceola	2	0	1	4	3
St. Joseph	4	0	4	15	3
Van Buren	10	0	9	10	4
<b>Total</b>	<b>198</b>	<b>11</b>	<b>178</b>	<b>156</b>	<b>223</b>

