

## SUD Treatment Utilization Data – May 5, 2019

### Number of Admissions and Discharges by CMHSP

	Fiscal Year 2018								
	Adult			Child			Total		
CMHSP	# of Admits	FY18 Admits Discharged	% Discharged	# of Admits	FY18 Admits Discharged	% Discharged	# of Admits	FY18 Admits Discharged	% Discharged
Allegan	62	31	50.0%	1	1	100.0%	63	32	50.8%
HealthWest	1,562	843	54.0%	44	28	63.6%	1,606	871	54.2%
Network 180	3,062	1,990	65.0%	47	27	57.4%	3,109	2,017	64.9%
Ottawa	820	564	68.8%	60	10	16.7%	880	574	65.2%
West Michigan	478	395	82.6%	4	4	100.0%	482	399	82.8%
<b>LRE Total</b>	<b>5,984</b>	<b>3,823</b>	<b>63.9%</b>	<b>156</b>	<b>70</b>	<b>44.9%</b>	<b>6,140</b>	<b>3,893</b>	<b>63.4%</b>

	Fiscal Year 2019								
	Adult			Child			Total		
CMHSP	# of Admits	FY19 Admits Discharged	% Discharged	# of Admits	FY19 Admits Discharged	% Discharged	# of Admits	FY19 Admits Discharged	% Discharged
Allegan	0	0	0.0%	0	0	0.0%	0	0	0.0%
HealthWest	556	153	27.5%	13	2	15.4%	569	155	27.2%
Network 180	539	100	18.6%	3	0	0.0%	542	100	18.5%
Ottawa	247	90	36.4%	12	3	25.0%	259	93	35.9%
West Michigan	327	146	44.6%	6	5	83.3%	333	151	45.3%
<b>LRE Total</b>	<b>1,669</b>	<b>489</b>	<b>29.3%</b>	<b>34</b>	<b>10</b>	<b>29.4%</b>	<b>1,703</b>	<b>499</b>	<b>29.3%</b>

## Number of Admissions and Discharges (Modified) by CMHSP

Detox (14), OP (120), IOP (60), LTR (90) STR (30) – Excludes All Methadone

	Fiscal Year 2018								
	Adult			Child			Total		
CMHSP	# of Admits	FY18 Admits Discharged	% Discharged	# of Admits	FY18 Admits Discharged	% Discharged	# of Admits	FY18 Admits Discharged	% Discharged
Allegan	51	30	58.8%	1	1	100.0%	52	31	59.6%
HealthWest	1,400	820	58.6%	44	28	63.6%	1,444	848	58.7%
Network 180	2,672	1,861	69.6%	47	27	57.4%	2,719	1,888	69.4%
Ottawa	753	544	72.2%	60	10	16.7%	813	554	68.1%
West Michigan	461	388	84.2%	4	4	100.0%	465	392	84.3%
LRE Total	5,337	3,643	68.3%	156	70	44.9%	5,493	3,713	67.6%

	Fiscal Year 2019								
	Adult			Child			Total		
CMHSP	# of Admits	FY19 Admits Discharged	% Discharged	# of Admits	FY19 Admits Discharged	% Discharged	# of Admits	FY19 Admits Discharged	% Discharged
Allegan	0	0	0.0%	0	0	0.0%	0	0	0.0%
HealthWest	419	150	35.8%	12	2	16.7%	431	152	35.3%
Network 180	460	99	21.5%	3	0	0.0%	463	99	21.4%
Ottawa	207	88	42.5%	9	3	33.3%	216	91	42.1%
West Michigan	182	126	69.2%	4	4	100.0%	186	130	69.9%
LRE Total	1,268	463	36.5%	28	9	32.1%	1,296	472	36.4%

## Number of Admissions and Discharges by Level of Care

	Fiscal Year 2018								
	Adult			Child			Total		
CMHSP	# of Admits	FY18 Admits Discharged	% Discharged	# of Admits	FY18 Admits Discharged	% Discharged	# of Admits	FY18 Admits Discharged	% Discharged
<b>Detox</b>	761	696	91.5%	1	1	100.0%	762	697	91.5%
<b>Short Term Residential</b>	595	521	87.6%	1	1	100.0%	596	522	87.6%
<b>Long Term Residential</b>	342	264	77.2%	8	1	12.5%	350	265	75.7%
<b>Outpatient</b>	3,008	1,759	58.5%	123	49	39.8%	3,131	1,808	57.7%
<b>Methadone*</b>	647	180	27.8%	0	0	0.0%	647	180	27.8%
<b>Intensive Outpatient</b>	631	403	63.9%	23	18	78.3%	654	421	64.4%
<b>LRE Total</b>	5,984	3,823	63.9%	156	70	44.9%	6,140	3,893	63.4%

\*Methadone is based on the LARA license submitted on the BHTEDS record.

	Fiscal Year 2019								
	Adult			Child			Total		
CMHSP	# of Admits	FY19 Admits Discharged	% Discharged	# of Admits	FY19 Admits Discharged	% Discharged	# of Admits	FY19 Admits Discharged	% Discharged
<b>Detox</b>	262	185	70.6%	0	0	0.0%	262	185	70.6%
<b>Short Term Residential</b>	139	74	53.2%	0	0	0.0%	139	74	53.2%
<b>Long Term Residential</b>	94	24	25.5%	1	0	0.0%	95	24	25.3%
<b>Outpatient</b>	828	166	20.0%	32	10	31.3%	860	176	20.5%
<b>Methadone*</b>	127	2	1.6%	0	0	0.0%	127	2	1.6%
<b>Intensive Outpatient</b>	219	38	17.4%	1	0	0.0%	220	38	17.3%
<b>LRE Total</b>	1,669	489	29.3%	34	10	29.4%	1,703	499	29.3%

\*Methadone is based on the LARA license submitted on the BHTEDS record.

## Number of Admissions and Discharges by Provider

Provider	Fiscal Year 2018			Fiscal Year 2019		
	# of Admits	FY 18 Admits Discharged	% Discharged	# of Admits	FY 19 Admits Discharged	% Discharged
ADDICTION TREATMENT SERVICES INC	13	9	69.2%	15	6	40.0%
ADDICTION TREATMENT SERVICES INC, PHOENIX HALL RESIDENTIAL PROGRAM	14	13	92.9%	3	1	33.3%
ADDICTION TREATMENT SERVICES, INC. SUB-ACUTE DETOXIFICATION	24	23	95.8%	14	14	100.0%
ARBOR CIRCLE	1,296	790	61.0%	183	7	3.8%
BALDWIN FAMILY HEALTH CARE INC	2	2	100.0%	6	0	0.0%
BEHAVIORAL HEALTH SERVICES/HOLLAND COMMUNITY HOSPITAL	7	0	0.0%	2	0	0.0%
BOYSVILLE OF MICHIGAN, INC. DBA HOLY CROSS SERVICES	6	4	66.7%	1	1	100.0%
CATHOLIC CHARITIES WEST MICHIGAN	15	4	26.7%	3	2	66.7%
CHERRY STREET SERVICES, INC.	593	180	30.4%	132	1	0.8%
COMMUNITY MENTAL HEALTH SERVICES OF MUSKEGON COUNTY	44	0	0.0%	15	0	0.0%
CRC RECOVERY, INC. DBA: WESTERN MICHIGAN TREATMENT CENTER	150	41	27.3%	28	2	7.1%
ELIZABETH UPJOHN COMMUNITY HEALING CENTER	2	1	50.0%	0	0	
FAMILY OUTREACH CENTER INC.	391	90	23.0%	126	8	6.3%
FREEDOM HOUSE	8	6	75.0%	0	0	
GILMORE COMMUNITY HEALING CENTER	86	67	77.9%	29	24	82.8%
GREAT LAKES RECOVERY CENTER INC/NEW HOPE HOUSE - WOMEN'S	0	0		1	1	100.0%
GREAT LAKES RECOVERY CENTERS/NEW HOPE HOUSE - MEN'S	3	3	100.0%	0	0	
HACKLEY LIFE COUNSELING	565	448	79.3%	203	60	29.6%
HARBOR HALL INC	8	2	25.0%	4	0	0.0%
INTERACT OF MICHIGAN, INC	22	3	13.6%	5	1	20.0%
INVALID LARA #	3	0	0.0%	0	0	
JELLEMA HOUSE	102	74	72.5%	31	4	12.9%
JELLEMA TREATMENT CENTER	50	28	56.0%	15	5	33.3%
MUSKEGON FAMILY CARE SUBSTANCE ABUSE PROGRAM	49	3	6.1%	50	11	22.0%
OTTAGAN ADDICTIONS RECOVERY INC - GRAND HAVEN	134	105	78.4%	41	15	36.6%
OTTAGAN ADDICTIONS RECOVERY INC - HOLLAND	358	259	72.3%	84	21	25.0%
OTTAGAN ADDICTIONS RECOVERY INC (CHESTER A RAY CENTER)	65	50	76.9%	17	5	29.4%
OTTAGAN ADDICTIONS RECOVERY INC (HARBOR HOUSE FOR WOMEN)	56	41	73.2%	7	3	42.9%
OUR HOPE ASSOCIATION	74	68	91.9%	22	3	13.6%
PINE REST CHRISTIAN MENTAL HEALTH SERVICES/DEMEY CLINIC	8	8	100.0%	2	2	100.0%
RANDY'S HOUSE OF GREENVILLE, INC	1	1	100.0%	0	0	
RECOVERY ROAD CHARITABLE NON-PROFIT ORGANIZATION	1	0	0.0%	0	0	
RECOVERY ROAD, LLC	3	0	0.0%	0	0	
SACRED HEART REHABILITATION CENTER, INC.	9	7	77.8%	6	6	100.0%
TEN SIXTEEN RECOVERY NETWORK	40	30	75.0%	27	19	70.4%
THE SALVATION ARMY TURNING POINT PROGRAMS - Detox	644	595	92.4%	211	139	65.9%
THE SALVATION ARMY TURNING POINT PROGRAMS - Outpatient	173	92	53.2%	64	9	14.1%
THE SALVATION ARMY TURNING POINT PROGRAMS - Short Term Residential	515	465	90.3%	95	50	52.6%
UNITED METHODIST COMMUNITY HOUSE/FIRST STEP HOUSE	60	19	31.7%	0	0	
VICTORY CLINICAL SERVICES L.L.C.	8	0	0.0%	0	0	
WEDGWOOD CHRISTIAN SERVICES	226	95	42.0%	57	4	7.0%
WEST MICHIGAN COMMUNITY MENTAL HEALTH SYSTEM	312	267	85.6%	204	75	36.8%

Totals are based on submitted and state accepted BHTEDS records.  
Data Date: April 29, 2019

## Number of Admissions and Discharges by CMHSP and Provider

CMHSP	Provider	Fiscal Year 2018			Fiscal Year 2019			
		# of Admits	FY 18 Admits Discharged	% Discharged	# of Admits	FY 19 Admits Discharged	% Discharged	
Allegan	ARBOR CIRCLE	33	19	57.6%	0	0		
	CHERRY STREET SERVICES, INC.	5	1	20.0%	0	0		
	CRC RECOVERY, INC. DBA: WESTERN MICHIGAN TREATMENT CENTER	1	0	0.0%	0	0		
	GILMORE COMMUNITY HEALING CENTER	6	4	66.7%	0	0		
	JELLEMA TREATMENT CENTER	1	0	0.0%	0	0		
	OTTAGAN ADDICTIONS RECOVERY INC - HOLLAND	6	3	50.0%	0	0		
	OTTAGAN ADDICTIONS RECOVERY INC (CHESTER A RAY CENTER)	1	0	0.0%	0	0		
	THE SALVATION ARMY TURNING POINT PROGRAMS - Detox	3	3	100.0%	0	0		
	THE SALVATION ARMY TURNING POINT PROGRAMS - Short Term Residential	2	2	100.0%	0	0		
	VICTORY CLINICAL SERVICES L.L.C.	5	0	0.0%	0	0		
	<b>Allegan Total</b>		<b>63</b>	<b>32</b>	<b>50.8%</b>	<b>0</b>	<b>0</b>	
HealthWest	ARBOR CIRCLE	14	0	0.0%	6	0	0.0%	
	BOYSVILLE OF MICHIGAN, INC. DBA HOLY CROSS SERVICES	1	0	0.0%	0	0		
	CATHOLIC CHARITIES WEST MICHIGAN	9	2	22.2%	0	0		
	CHERRY STREET SERVICES, INC.	151	21	13.9%	29	0	0.0%	
	COMMUNITY MENTAL HEALTH SERVICES OF MUSKEGON COUNTY	44	0	0.0%	15	0	0.0%	
	CRC RECOVERY, INC. DBA: WESTERN MICHIGAN TREATMENT CENTER	11	2	18.2%	1	0	0.0%	
	FAMILY OUTREACH CENTER INC.	263	57	21.7%	99	8	8.1%	
	FREEDOM HOUSE	3	2	66.7%	0	0		
	GILMORE COMMUNITY HEALING CENTER	24	19	79.2%	15	13	86.7%	
	HACKLEY LIFE COUNSELING	548	435	79.4%	194	56	28.9%	
	HARBOR HALL INC	1	0	0.0%	0	0		
	JELLEMA HOUSE	2	0	0.0%	3	0		
	MUSKEGON FAMILY CARE SUBSTANCE ABUSE PROGRAM	49	3	6.1%	49	11	22.4%	
	OTTAGAN ADDICTIONS RECOVERY INC - GRAND HAVEN	10	7	70.0%	4	1	25.0%	
	OTTAGAN ADDICTIONS RECOVERY INC (CHESTER A RAY CENTER)	3	3	100.0%	3	0	0.0%	
	OTTAGAN ADDICTIONS RECOVERY INC (HARBOR HOUSE FOR WOMEN)	6	3	50.0%	0	0		
	OUR HOPE ASSOCIATION	6	4	66.7%	2	0	0.0%	
	THE SALVATION ARMY TURNING POINT PROGRAMS - Detox	162	148	91.4%	65	44	67.7%	
	THE SALVATION ARMY TURNING POINT PROGRAMS - Outpatient	114	46	40.4%	30	6	20.0%	
	THE SALVATION ARMY TURNING POINT PROGRAMS - Short Term Residential	63	55	87.3%	18	13	72.2%	
	WEDGWOOD CHRISTIAN SERVICES	122	64	52.5%	36	3	8.3%	
	<b>HealthWest Total</b>		<b>1,606</b>	<b>871</b>	<b>54.2%</b>	<b>569</b>	<b>155</b>	<b>27.2%</b>
	Network 180	ARBOR CIRCLE	1,184	736	62.2%	163	7	4.3%
CHERRY STREET SERVICES, INC.		403	151	37.5%	97	1	1.0%	
CRC RECOVERY, INC. DBA: WESTERN MICHIGAN TREATMENT CENTER		88	19	21.6%	13	1	7.7%	
ELIZABETH UPJOHN COMMUNITY HEALING CENTER		2	1	50.0%	0	0		
FAMILY OUTREACH CENTER INC.		128	33	25.8%	27	0	0.0%	
GILMORE COMMUNITY HEALING CENTER		31	22	71.0%	2	0	0.0%	
INTERACT OF MICHIGAN, INC		22	3	13.6%	5	1	20.0%	
INVALID LARA #		3	0	0.0%	0	0		
JELLEMA HOUSE		99	74	74.7%	28	4	14.3%	
JELLEMA TREATMENT CENTER		49	28	57.1%	15	5	33.3%	
OTTAGAN ADDICTIONS RECOVERY INC - HOLLAND		34	27	79.4%	1	0	0.0%	
OTTAGAN ADDICTIONS RECOVERY INC (CHESTER A RAY CENTER)		24	21	87.5%	2	0	0.0%	
OTTAGAN ADDICTIONS RECOVERY INC (HARBOR HOUSE FOR WOMEN)		11	7	63.6%	0	0		
OUR HOPE ASSOCIATION	61	59	96.7%	19	3	15.8%		

Totals are based on submitted and state accepted BHTEDS records.

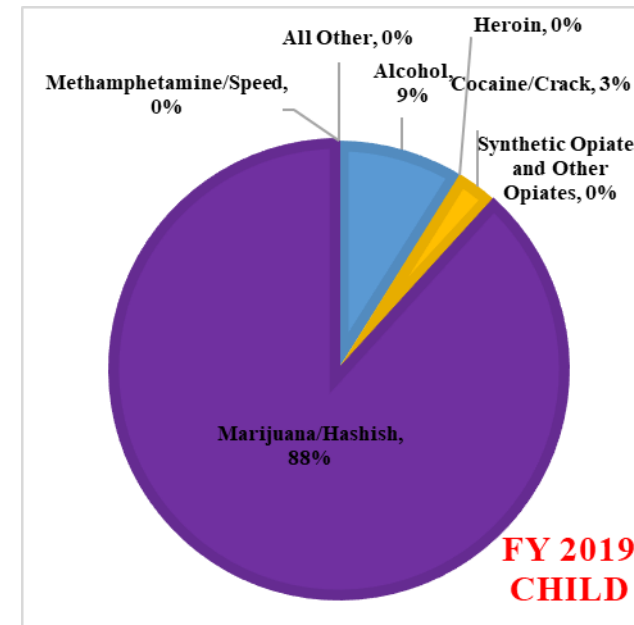
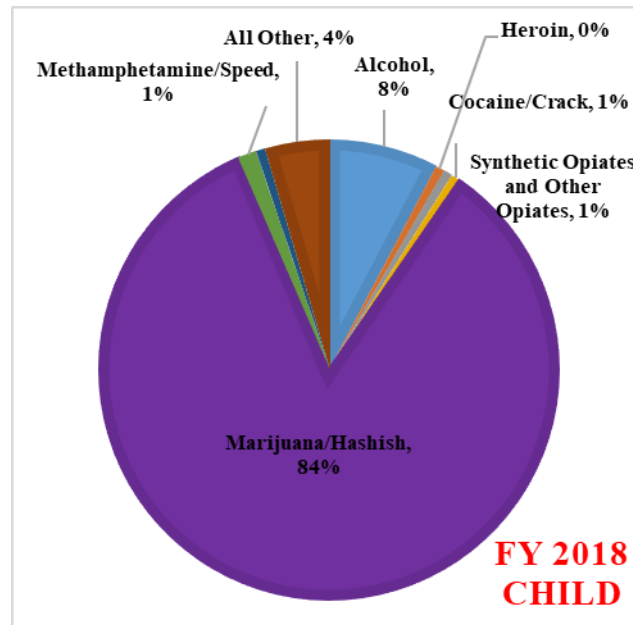
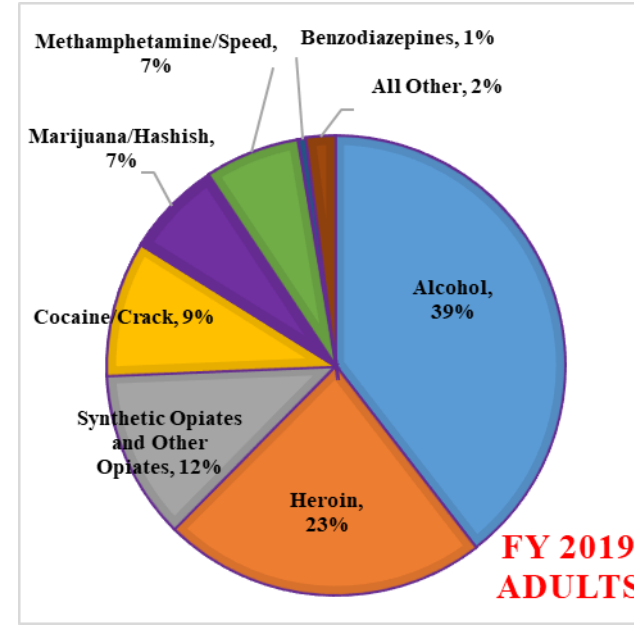
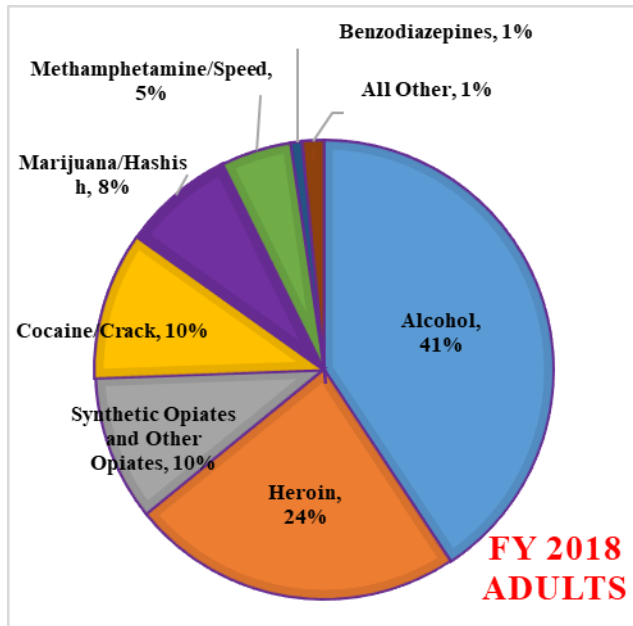
Data Date: April 29, 2019

	PINE REST CHRISTIAN MENTAL HEALTH SERVICES/DEMEY CLINIC	8	8	100.0%	2	2	100.0%
	THE SALVATION ARMY TURNING POINT PROGRAMS - Detox	391	368	94.1%	101	54	53.5%
	THE SALVATION ARMY TURNING POINT PROGRAMS - Outpatient	47	39	83.0%	5	0	0.0%
	THE SALVATION ARMY TURNING POINT PROGRAMS - Short Term Residential	418	379	90.7%	61	22	36.1%
	UNITED METHODIST COMMUNITY HOUSE/FIRST STEP HOUSE	60	19	31.7%	0	0	
	VICTORY CLINICAL SERVICES L.L.C.	3	0	0.0%	0	0	
	WEDGWOOD CHRISTIAN SERVICES	43	23	53.5%	1	0	0.0%
<b>Network 180 Total</b>		<b>3,109</b>	<b>2,017</b>	<b>64.9%</b>	<b>542</b>	<b>100</b>	<b>18.5%</b>
<b>Ottawa</b>	ADDICTION TREATMENT SERVICES, INC. SUB-ACUTE DETOXIFICATION	1	1	100.0%	0	0	
	ARBOR CIRCLE	65	35	53.8%	14	0	0.0%
	BEHAVIORAL HEALTH SERVICES/HOLLAND COMMUNITY HOSPITAL	7	0	0.0%	2	0	0.0%
	BOYSVILLE OF MICHIGAN, INC. DBA HOLY CROSS SERVICES	1	0	0.0%	0	0	
	CATHOLIC CHARITIES WEST MICHIGAN	6	2	33.3%	3	2	66.7%
	CHERRY STREET SERVICES, INC.	17	0	0.0%	2	0	0.0%
	CRC RECOVERY, INC. DBA: WESTERN MICHIGAN TREATMENT CENTER	50	20	40.0%	14	1	7.1%
	FREEDOM HOUSE	5	4	80.0%	0	0	
	GILMORE COMMUNITY HEALING CENTER	11	8	72.7%	3	2	66.7%
	HACKLEY LIFE COUNSELING	17	13	76.5%	9	4	44.4%
	HARBOR HALL INC	4	1	25.0%	4	0	0.0%
	JELLEMA HOUSE	1	0	0.0%	0	0	
	MUSKEGON FAMILY CARE SUBSTANCE ABUSE PROGRAM	0	0		1	0	0.0%
	OTTAGAN ADDICTIONS RECOVERY INC - GRAND HAVEN	124	98	79.0%	37	14	37.8%
	OTTAGAN ADDICTIONS RECOVERY INC - HOLLAND	318	229	72.0%	83	21	25.3%
	OTTAGAN ADDICTIONS RECOVERY INC (CHESTER A RAY CENTER)	36	26	72.2%	12	5	41.7%
	OTTAGAN ADDICTIONS RECOVERY INC (HARBOR HOUSE FOR WOMEN)	38	30	78.9%	7	3	42.9%
	OUR HOPE ASSOCIATION	6	5	83.3%	1	0	0.0%
	THE SALVATION ARMY TURNING POINT PROGRAMS - Detox	79	67	84.8%	36	32	88.9%
	THE SALVATION ARMY TURNING POINT PROGRAMS - Outpatient	8	5	62.5%	2	0	0.0%
	THE SALVATION ARMY TURNING POINT PROGRAMS - Short Term Residential	25	22	88.0%	9	8	88.9%
	WEDGWOOD CHRISTIAN SERVICES	61	8	13.1%	20	1	5.0%
<b>Ottawa Total</b>		<b>880</b>	<b>574</b>	<b>65.2%</b>	<b>259</b>	<b>93</b>	<b>35.9%</b>
<b>West Michigan</b>	ADDICTION TREATMENT SERVICES INC	13	9	69.2%	15	6	40.0%
	ADDICTION TREATMENT SERVICES INC, PHOENIX HALL RESIDENTIAL PROGRAM	14	13	92.9%	3	1	33.3%
	ADDICTION TREATMENT SERVICES, INC. SUB-ACUTE DETOXIFICATION	23	22	95.7%	14	14	100.0%
	BALDWIN FAMILY HEALTH CARE INC	2	2	100.0%	6	0	0.0%
	BOYSVILLE OF MICHIGAN, INC. DBA HOLY CROSS SERVICES	4	4	100.0%	1	1	100.0%
	CHERRY STREET SERVICES, INC.	17	7	41.2%	4	0	0.0%
	GILMORE COMMUNITY HEALING CENTER	14	14	100.0%	9	9	100.0%
	GREAT LAKES RECOVERY CENTER INC/NEW HOPE HOUSE - WOMEN'S	0	0		1	1	100.0%
	GREAT LAKES RECOVERY CENTERS/NEW HOPE HOUSE - MEN'S	3	3	100.0%	0	0	
	HARBOR HALL INC	3	1	33.3%	0	0	
	OTTAGAN ADDICTIONS RECOVERY INC (CHESTER A RAY CENTER)	1	0	0.0%	0	0	
	OTTAGAN ADDICTIONS RECOVERY INC (HARBOR HOUSE FOR WOMEN)	1	1	100.0%	0	0	
	OUR HOPE ASSOCIATION	1	0	0.0%	0	0	
	RANDY'S HOUSE OF GREENVILLE, INC	1	1	100.0%	0	0	
	RECOVERY ROAD CHARITABLE NON-PROFIT ORGANIZATION	1	0	0.0%	0	0	
	RECOVERY ROAD, LLC	3	0	0.0%	0	0	
	SACRED HEART REHABILITATION CENTER, INC.	9	7	77.8%	6	6	100.0%
	TEN SIXTEEN RECOVERY NETWORK	40	30	75.0%	27	19	70.4%
	THE SALVATION ARMY TURNING POINT PROGRAMS - Detox	9	9	100.0%	9	9	100.0%
	THE SALVATION ARMY TURNING POINT PROGRAMS - Outpatient	4	2	50.0%	27	3	11.1%

Totals are based on submitted and state accepted BHTEDS records.  
Data Date: April 29, 2019

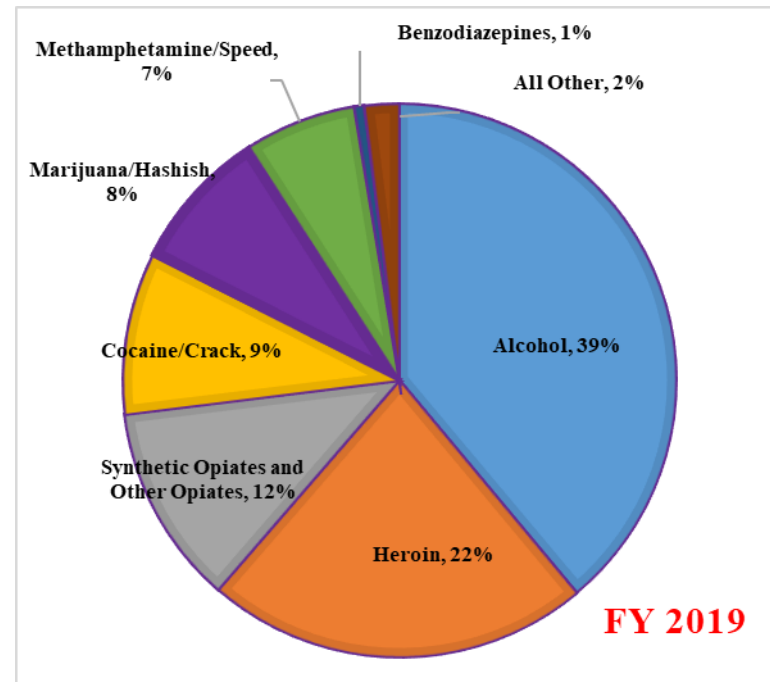
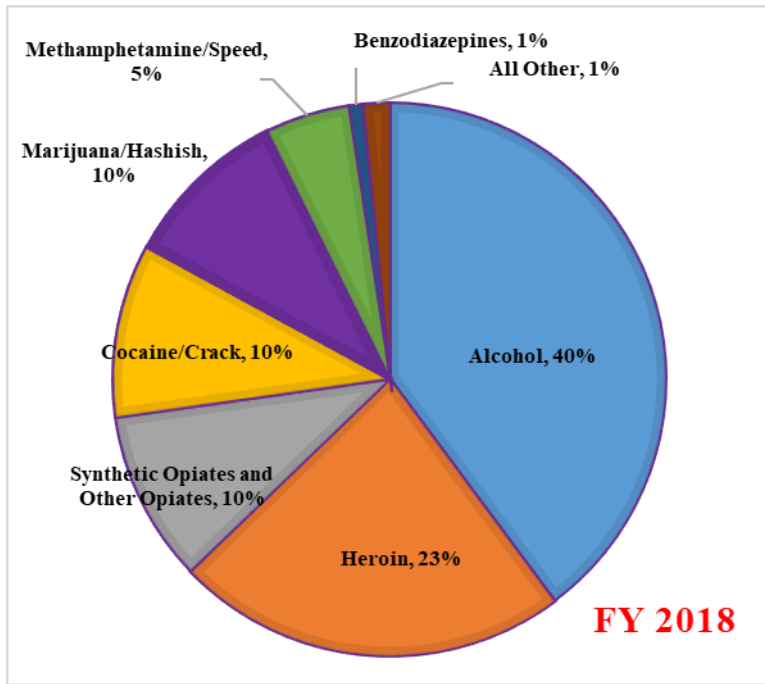
	THE SALVATION ARMY TURNING POINT PROGRAMS - Short Term Residential	7	7	100.0%	7	7	100.0%
	WEST MICHIGAN COMMUNITY MENTAL HEALTH SYSTEM	312	267	85.6%	204	75	36.8%
<b>West Michigan Total</b>		<b>482</b>	<b>399</b>	<b>82.8%</b>	<b>333</b>	<b>151</b>	<b>45.3%</b>

## Admissions by Primary Drug – LRE Totals

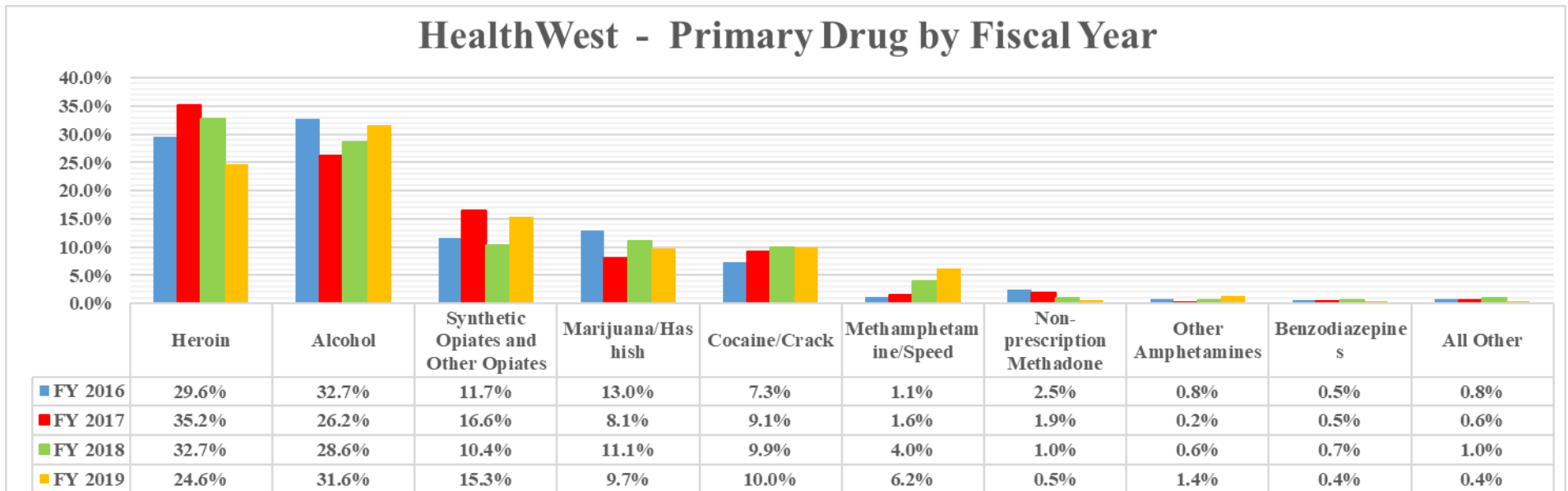
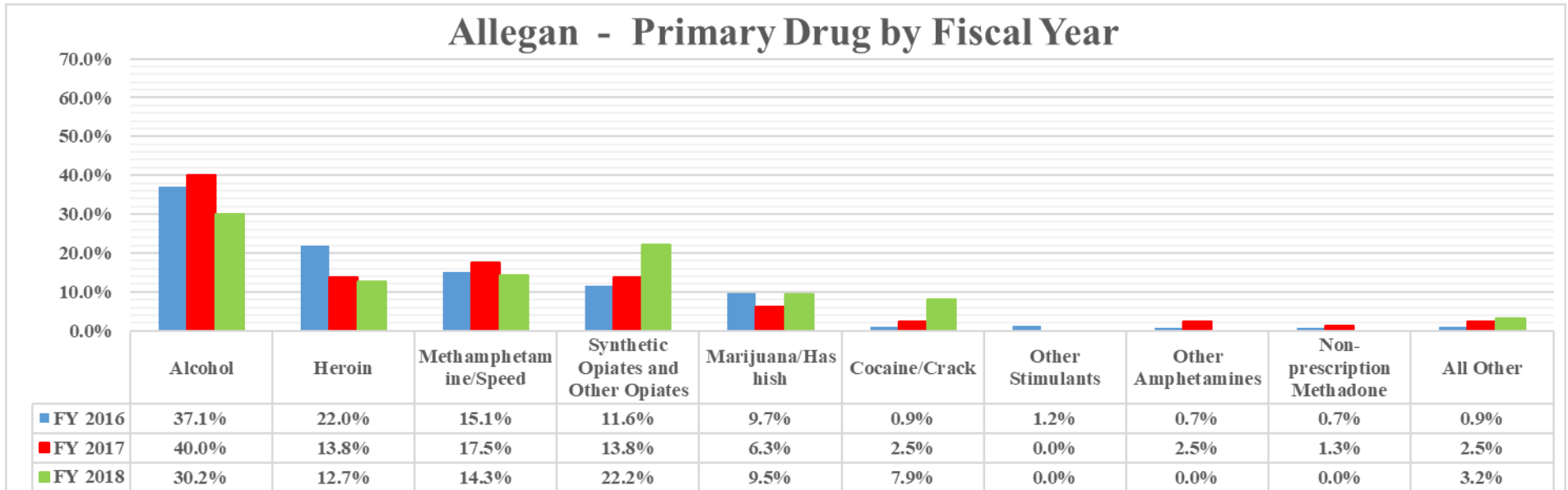




## Admissions by Primary Drug – LRE Totals

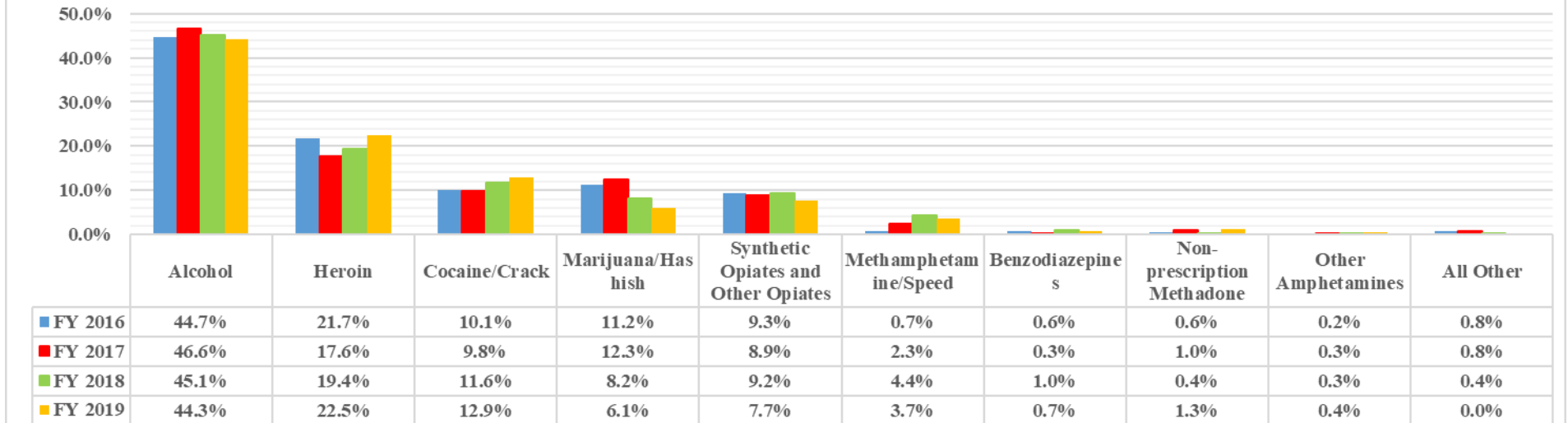


## Admissions by Primary Drug – CMHSP Totals

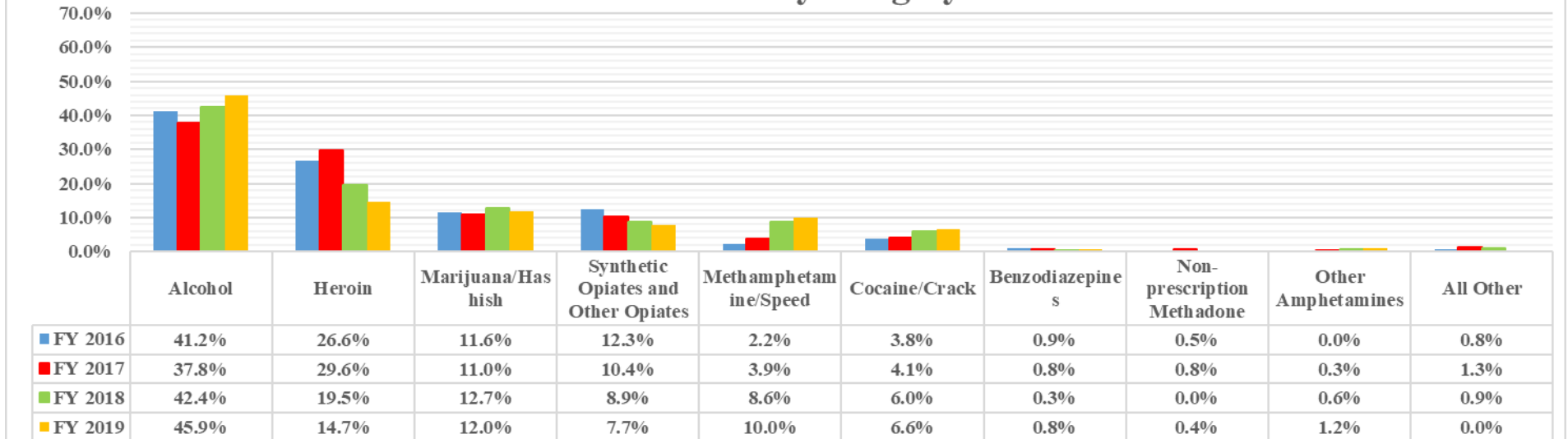


## Admissions by Primary Drug – CMHSP Totals

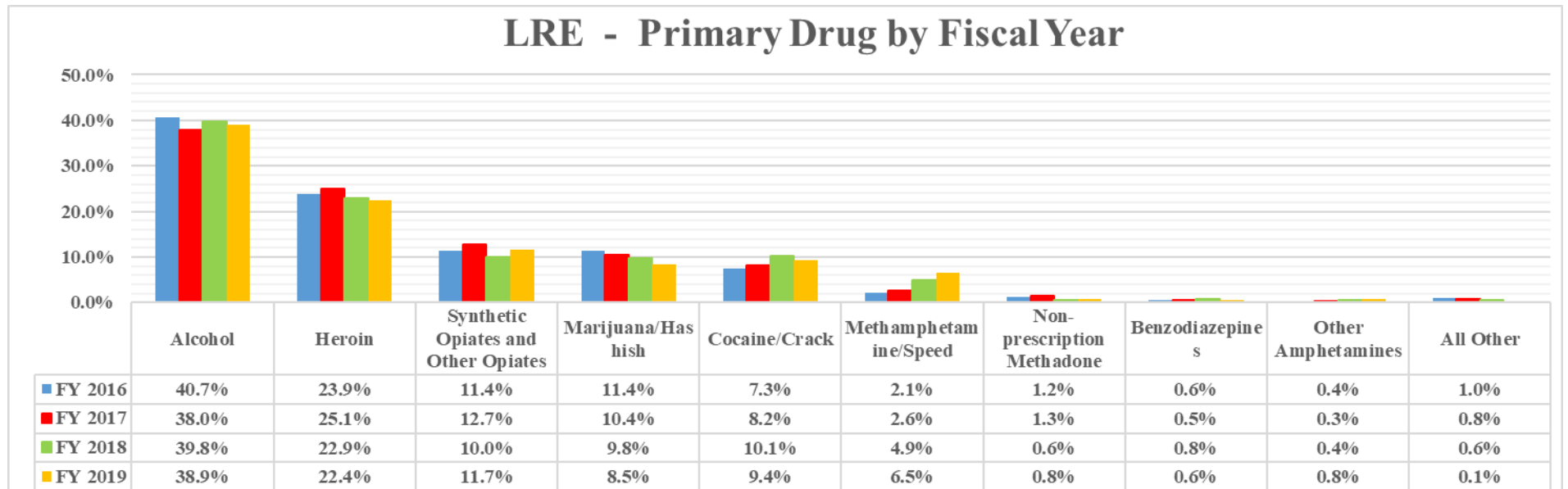
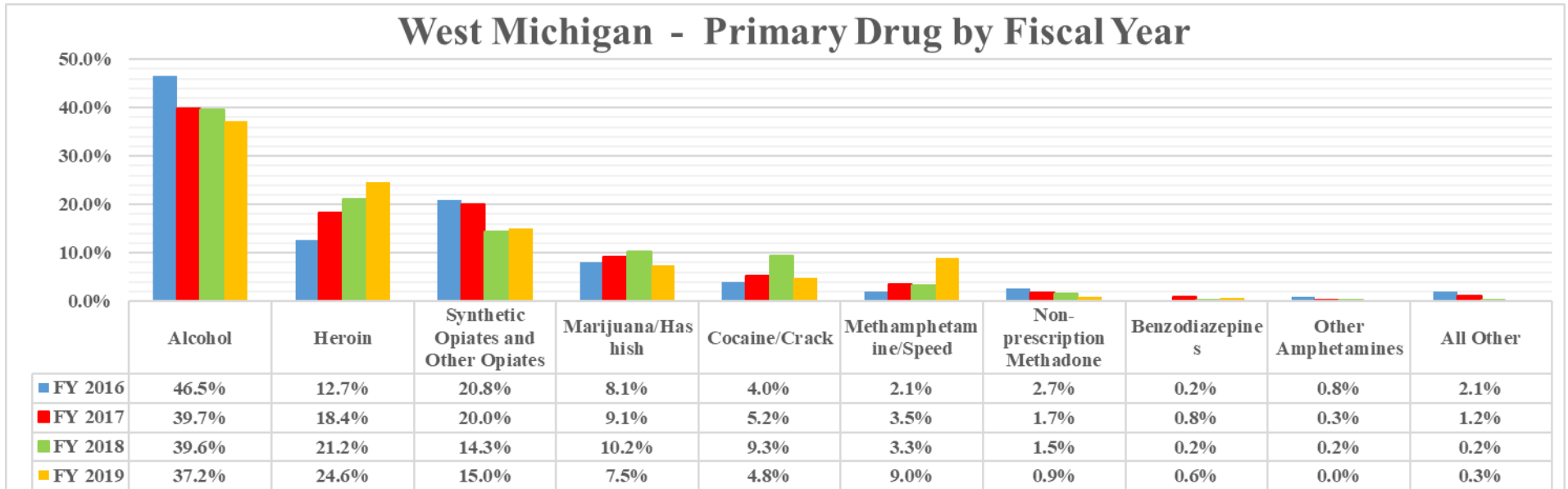
### Network 180 - Primary Drug by Fiscal Year



### Ottawa - Primary Drug by Fiscal Year

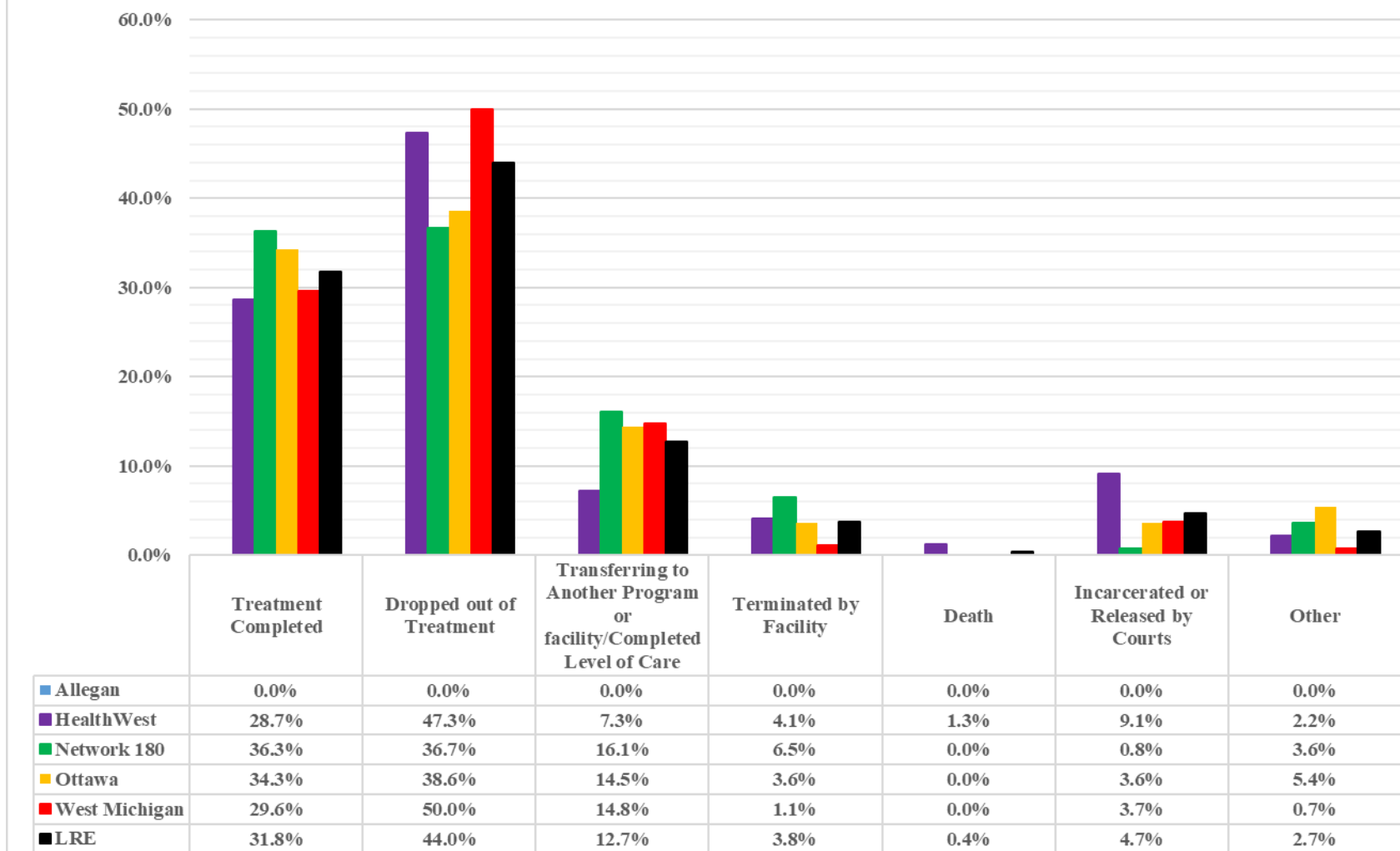


## Admissions by Primary Drug – CMHSP Totals

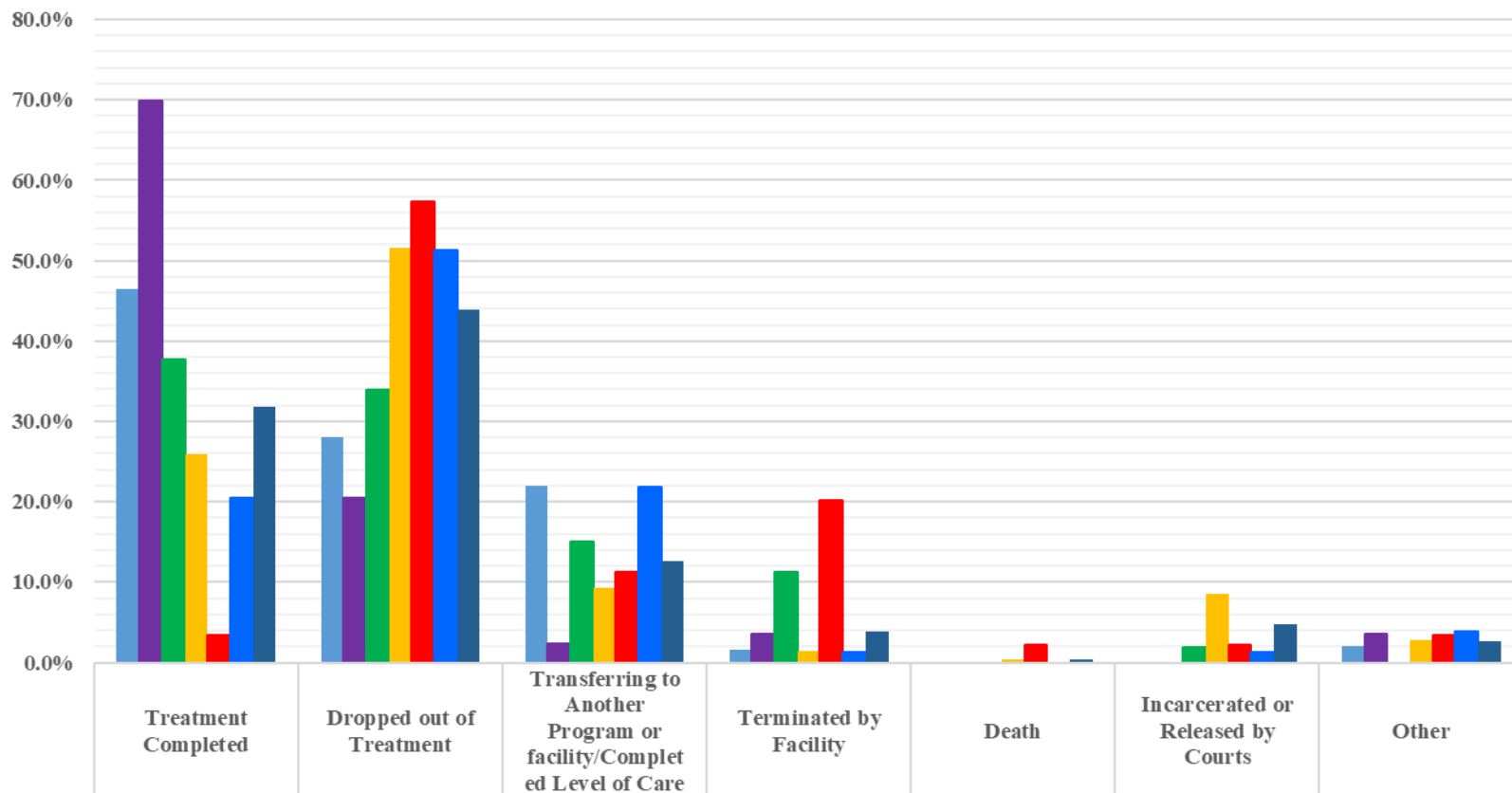


Totals are based on submitted and state accepted BHTEDS records.  
Data Date: April 29, 2019

## Discharge Reasons by CMHSP - FY 2019



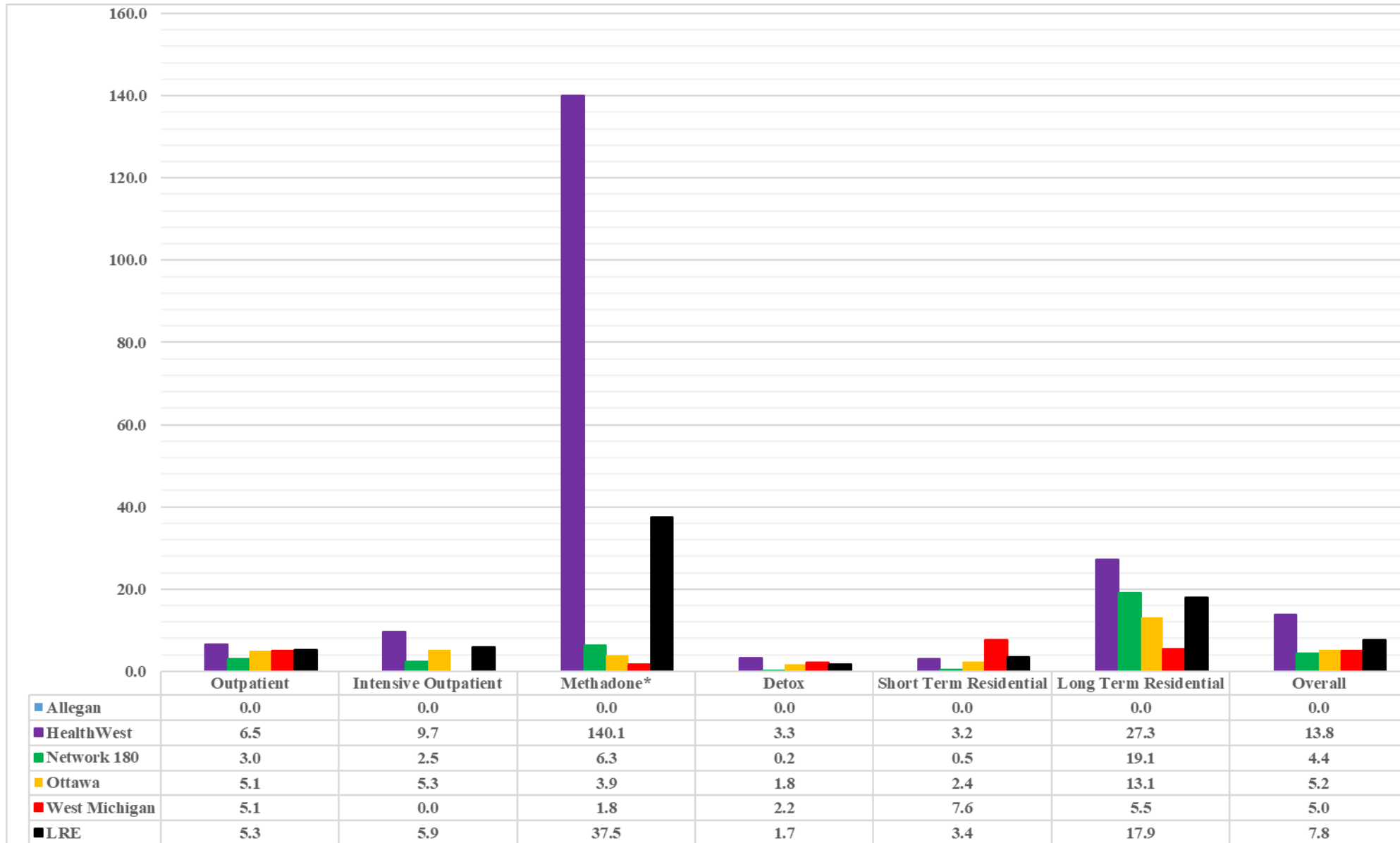
## Discharge Reasons by Level of Care - **FY 2019**



	Treatment Completed	Dropped out of Treatment	Transferring to Another Program or facility/Completed Level of Care	Terminated by Facility	Death	Incarcerated or Released by Courts	Other
■ Detox	46.4%	28.1%	21.9%	1.5%	0.0%	0.0%	2.0%
■ Short Term Residential	69.9%	20.5%	2.4%	3.6%	0.0%	0.0%	3.6%
■ Long Term Residential	37.7%	34.0%	15.1%	11.3%	0.0%	1.9%	0.0%
■ Outpatient	25.9%	51.6%	9.4%	1.4%	0.4%	8.6%	2.8%
■ Methadone	3.4%	57.3%	11.2%	20.2%	2.2%	2.2%	3.4%
■ Intensive Outpatient	20.5%	51.3%	21.8%	1.3%	0.0%	1.3%	3.8%
■ LRE	31.8%	44.0%	12.7%	3.8%	0.4%	4.7%	2.7%

\*Methadone is based on the LARA license submitted on the BHTEDS record.

## Average Number of Days to Begin Treatment – Fiscal Year 2019



\*Methadone is based on the LARA license submitted on the BHTEDS record.

**Length of Stay (Based on the discharged date)**

<b>Level of Care</b>	<b>Provider</b>	<b>FY18 Average LOS</b>	<b>FY19 Average LOS</b>
<b>Detox</b>	ADDICTION TREATMENT SERVICES INC	5.76	
	ADDICTION TREATMENT SERVICES INC, PHOENIX HALL RESIDENTIAL PROGRAM	0.48	
	ADDICTION TREATMENT SERVICES, INC. SUB-ACUTE DETOXIFICATION	3.41	3.91
	ARBOR CIRCLE	343.52	
	FAMILY OUTREACH CENTER INC.	102.91	
	GILMORE COMMUNITY HEALING CENTER	6.71	9.54
	OTTAGAN ADDICTIONS RECOVERY INC - HOLLAND	57.67	
	OTTAGAN ADDICTIONS RECOVERY INC (CHESTER A RAY CENTER)	88.88	
	SACRED HEART REHABILITATION CENTER, INC.	6.49	3.08
	TEN SIXTEEN RECOVERY NETWORK	3.34	2.75
	THE SALVATION ARMY TURNING POINT PROGRAMS - Detox	4.61	5.93
	WEDGWOOD CHRISTIAN SERVICES	43.63	
<b>Detox Total</b>		<b>11.33</b>	<b>5.84</b>
<b>Short Term Residential</b>	ADDICTION TREATMENT SERVICES INC	30.28	28.30
	ADDICTION TREATMENT SERVICES INC, PHOENIX HALL RESIDENTIAL PROGRAM	26.50	30.65
	ARBOR CIRCLE	85.03	
	BOYSVILLE OF MICHIGAN, INC. DBA HOLY CROSS SERVICES	10.13	
	GILMORE COMMUNITY HEALING CENTER	7.42	7.33
	GREAT LAKES RECOVERY CENTERS/NEW HOPE HOUSE - MEN'S	35.64	
	HARBOR HALL INC	35.29	
	OTTAGAN ADDICTIONS RECOVERY INC (CHESTER A RAY CENTER)	82.21	
	SACRED HEART REHABILITATION CENTER, INC.	5.73	19.93
	TEN SIXTEEN RECOVERY NETWORK	33.78	17.27
	THE SALVATION ARMY TURNING POINT PROGRAMS - Short Term Residential	6.38	6.17
	WEDGWOOD CHRISTIAN SERVICES	41.74	
<b>Short Term Residential Total</b>		<b>8.31</b>	<b>10.39</b>
<b>Long Term Residential</b>	BOYSVILLE OF MICHIGAN, INC. DBA HOLY CROSS SERVICES	29.87	52.81
	FREEDOM HOUSE	55.70	
	GREAT LAKES RECOVERY CENTER INC/NEW HOPE HOUSE - WOMEN'S		27.11
	GREAT LAKES RECOVERY CENTERS/NEW HOPE HOUSE - MEN'S	70.75	47.63
	HARBOR HALL INC		73.00
	JELLEMA HOUSE	63.04	55.33
	JELLEMA TREATMENT CENTER	40.71	46.66
	OTTAGAN ADDICTIONS RECOVERY INC - HOLLAND	221.44	
	OTTAGAN ADDICTIONS RECOVERY INC (CHESTER A RAY CENTER)	66.36	65.28
	OTTAGAN ADDICTIONS RECOVERY INC (HARBOR HOUSE FOR WOMEN)	52.49	65.29
	OUR HOPE ASSOCIATION	48.77	45.14
	PINE REST CHRISTIAN MENTAL HEALTH SERVICES - RETREAT CENTER	484.07	
	PINE REST CHRISTIAN MENTAL HEALTH SERVICES/DEMEY CLINIC	27.81	21.13
	RANDY'S HOUSE OF GREENVILLE, INC	5.84	
	WEDGWOOD CHRISTIAN SERVICES	52.08	
<b>Long Term Residential Total</b>		<b>117.31</b>	<b>54.18</b>



**Length of Stay (Based on the discharged date)**

<b>Level of Care</b>	<b>Provider</b>	<b>FY18 Average LOS</b>	<b>FY19 Average LOS</b>
<b>Outpatient</b>	ARBOR CIRCLE	143.14	168.59
	BALDWIN FAMILY HEALTH CARE INC		201.06
	CATHOLIC CHARITIES WEST MICHIGAN	41.17	9.02
	CHERRY STREET SERVICES, INC.	225.58	201.32
	COMMUNITY MENTAL HEALTH SERVICES OF MUSKEGON COUNTY	346.14	
	ELIZABETH UPJOHN COMMUNITY HEALING CENTER	27.38	399.21
	FAMILY OUTREACH CENTER INC.	233.88	104.86
	GILMORE COMMUNITY HEALING CENTER	27.38	
	HACKLEY LIFE COUNSELING	82.99	90.73
	INTERACT OF MICHIGAN, INC	702.11	1,017.70
	JELLEMA HOUSE	364.65	
	MUSKEGON FAMILY CARE SUBSTANCE ABUSE PROGRAM		39.77
	OTTAGAN ADDICTIONS RECOVERY INC - GRAND HAVEN	76.49	107.63
	OTTAGAN ADDICTIONS RECOVERY INC - HOLLAND	69.25	115.48
	OTTAGAN ADDICTIONS RECOVERY INC (CHESTER A RAY CENTER)	6.71	
	OUR HOPE ASSOCIATION	90.13	
	PINE REST CHRISTIAN MENTAL HEALTH SERVICES/DEMEY CLINIC	170.00	
	THE SALVATION ARMY TURNING POINT PROGRAMS - Outpatient	63.59	151.05
	UNITED METHODIST COMMUNITY HOUSE/FIRST STEP HOUSE	238.31	212.48
	WEDGWOOD CHRISTIAN SERVICES	156.41	175.12
WEST MICHIGAN COMMUNITY MENTAL HEALTH SYSTEM	185.61	168.90	
<b>Outpatient Total</b>		<b>144.80</b>	<b>150.47</b>
<b>Methadone</b>	CHERRY STREET SERVICES, INC.	468.38	590.06
	CRC RECOVERY, INC. DBA: WESTERN MICHIGAN TREATMENT CENTER	182.21	271.24
	VICTORY CLINICAL SERVICES L.L.C.	565.71	
<b>Methadone Total</b>		<b>435.76</b>	<b>554.24</b>
<b>Intensive Outpatient</b>	ARBOR CIRCLE	139.44	84.22
	CATHOLIC CHARITIES WEST MICHIGAN	30.50	
	FAMILY OUTREACH CENTER INC.	0.08	
	HACKLEY LIFE COUNSELING	64.85	67.95
	INTERACT OF MICHIGAN, INC	310.00	60.00
	JELLEMA HOUSE	190.68	656.58
	OTTAGAN ADDICTIONS RECOVERY INC - GRAND HAVEN	98.20	190.92
	OTTAGAN ADDICTIONS RECOVERY INC - HOLLAND	102.94	81.83
	WEDGWOOD CHRISTIAN SERVICES	78.27	78.50
	WEST MICHIGAN COMMUNITY MENTAL HEALTH SYSTEM		171.03
<b>Intensive Outpatient Total</b>		<b>102.98</b>	<b>95.72</b>

\*Methadone is based on the LARA license submitted on the BHTEDS record.

**Reason for Discharge – By Provider**

Provider	Discharge Reason	Fiscal Year 2018		Fiscal Year 2019	
		# Discharged	% to CMH Total	# Discharged	% of Provider Total
ADDICTION TREATMENT SERVICES INC	Treatment Completed	3	33.33%	5	83.33%
	Dropped out of Treatment	2	22.22%		0.00%
	Transferring to Another Program or facility/Completed Level of Care	4	44.44%	1	16.67%
ADDICTION TREATMENT SERVICES INC Total		9	0.18%	6	0.60%
ADDICTION TREATMENT SERVICES INC, PHOENIX HALL RESIDENTIAL PROGRAM	Treatment Completed	5	50.00%	3	75.00%
	Dropped out of Treatment	1	10.00%		0.00%
	Transferring to Another Program or facility/Completed Level of Care	3	30.00%	1	25.00%
	Other	1	10.00%		0.00%
ADDICTION TREATMENT SERVICES INC, PHOENIX HALL RESIDENTIAL PROGRAM Total		10	0.21%	4	0.40%
ADDICTION TREATMENT SERVICES, INC. SUB-ACUTE DETOXIFICATION	Treatment Completed	1	4.35%	3	21.43%
	Dropped out of Treatment	5	21.74%	2	14.29%
	Transferring to Another Program or facility/Completed Level of Care	15	65.22%	9	64.29%
	Other	2	8.70%		0.00%
ADDICTION TREATMENT SERVICES, INC. SUB-ACUTE DETOXIFICATION Total		23	0.47%	14	1.40%
ARBOR CIRCLE	Treatment Completed	432	37.73%	29	54.72%
	Dropped out of Treatment	502	43.84%	12	22.64%
	Transferring to Another Program or facility/Completed Level of Care	37	3.23%	3	5.66%
	Terminated by Facility	53	4.63%	3	5.66%
	Death	3	0.26%		0.00%
	Incarcerated or Released by Courts	24	2.10%	2	3.77%
	Other	94	8.21%	4	7.55%
ARBOR CIRCLE Total		1,145	23.51%	53	5.29%
BALDWIN FAMILY HEALTH CARE INC	Dropped out of Treatment			2	100.00%
BALDWIN FAMILY HEALTH CARE INC Total			0.00%	2	0.20%
BOYSVILLE OF MICHIGAN, INC. DBA HOLY CROSS SERVICES	Treatment Completed	1	25.00%	1	100.00%
	Transferring to Another Program or facility/Completed Level of Care	3	75.00%		0.00%
BOYSVILLE OF MICHIGAN, INC. DBA HOLY CROSS SERVICES Total		4	0.08%	1	0.10%
CATHOLIC CHARITIES WEST MICHIGAN	Treatment Completed	3	37.50%		0.00%
	Dropped out of Treatment	3	37.50%		0.00%
	Transferring to Another Program or facility/Completed Level of Care		0.00%	1	50.00%
	Other	2	25.00%	1	50.00%
CATHOLIC CHARITIES WEST MICHIGAN Total		8	0.16%	2	0.20%
CHERRY STREET SERVICES, INC.	Treatment Completed	39	8.57%	8	8.60%
	Dropped out of Treatment	205	45.05%	56	60.22%
	Transferring to Another Program or facility/Completed Level of Care	66	14.51%	8	8.60%
	Terminated by Facility	102	22.42%	17	18.28%
	Death	10	2.20%	2	2.15%
	Incarcerated or Released by Courts	16	3.52%	1	1.08%
CHERRY STREET SERVICES, INC. Total		455	9.34%	93	9.29%
COMMUNITY MENTAL HEALTH SERVICES OF MUSKEGON COUNTY	Dropped out of Treatment	1	100.00%		
COMMUNITY MENTAL HEALTH SERVICES OF MUSKEGON COUNTY Total		1	0.02%		0.00%

Totals are based on submitted and state accepted BHTEDS records.  
Data Date: April 29, 2019

CRC RECOVERY, INC. DBA: WESTERN MICHIGAN TREATMENT CENTER	Treatment Completed	3	5.66%		0.00%
	Dropped out of Treatment	27	50.94%	4	40.00%
	Transferring to Another Program or facility/Completed Level of Care	11	20.75%	2	20.00%
	Terminated by Facility	2	3.77%	1	10.00%
	Incarcerated or Released by Courts	3	5.66%	1	10.00%
	Other	7	13.21%	2	20.00%
CRC RECOVERY, INC. DBA: WESTERN MICHIGAN TREATMENT CENTER Total		53	1.09%	10	1.00%
ELIZABETH UPJOHN COMMUNITY HEALING CENTER	Treatment Completed		0.00%	1	100.00%
	Dropped out of Treatment	1	100.00%		0.00%
ELIZABETH UPJOHN COMMUNITY HEALING CENTER Total		1	0.02%	1	0.10%
FAMILY OUTREACH CENTER INC.	Treatment Completed	22	9.32%		0.00%
	Dropped out of Treatment	70	29.66%	1	3.45%
	Transferring to Another Program or facility/Completed Level of Care	25	10.59%	6	20.69%
	Terminated by Facility	4	1.69%		0.00%
	Death	2	0.85%	1	3.45%
	Incarcerated or Released by Courts	97	41.10%	20	68.97%
	Other	16	6.78%	1	3.45%
FAMILY OUTREACH CENTER INC. Total		236	4.85%	29	2.90%
FREEDOM HOUSE	Treatment Completed	5	71.43%		
	Dropped out of Treatment	2	28.57%		
FREEDOM HOUSE Total		7	0.14%		0.00%
GILMORE COMMUNITY HEALING CENTER	Treatment Completed	33	50.00%	18	72.00%
	Dropped out of Treatment	15	22.73%	3	12.00%
	Transferring to Another Program or facility/Completed Level of Care	14	21.21%	3	12.00%
	Other	4	6.06%	1	4.00%
GILMORE COMMUNITY HEALING CENTER Total		66	1.36%	25	2.50%
GREAT LAKES RECOVERY CENTER INC/NEW HOPE HOUSE - WOMEN'S	Incarcerated or Released by Courts			1	100.00%
GREAT LAKES RECOVERY CENTER INC/NEW HOPE HOUSE - WOMEN'S Total			0.00%	1	0.10%
GREAT LAKES RECOVERY CENTERS/NEW HOPE HOUSE - MEN'S	Treatment Completed	1	50.00%		0.00%
	Dropped out of Treatment		0.00%	1	100.00%
	Terminated by Facility	1	50.00%		0.00%
GREAT LAKES RECOVERY CENTERS/NEW HOPE HOUSE - MEN'S Total		2	0.04%	1	0.10%
HACKLEY LIFE COUNSELING	Treatment Completed	176	33.72%	30	29.13%
	Dropped out of Treatment	245	46.93%	46	44.66%
	Transferring to Another Program or facility/Completed Level of Care	72	13.79%	18	17.48%
	Terminated by Facility	3	0.57%	2	1.94%
	Death		0.00%	1	0.97%
	Incarcerated or Released by Courts	12	2.30%	1	0.97%
	Other	14	2.68%	5	4.85%
HACKLEY LIFE COUNSELING Total		522	10.72%	103	10.29%
HARBOR HALL INC	Treatment Completed	1	100.00%	1	100.00%
HARBOR HALL INC Total		1	0.02%	1	0.10%
INTERACT OF MICHIGAN, INC	Dropped out of Treatment	2	18.18%	1	16.67%
	Transferring to Another Program or facility/Completed Level of Care	3	27.27%	3	50.00%
	Death	1	9.09%		0.00%
	Incarcerated or Released by Courts	1	9.09%		0.00%
	Other	4	36.36%	2	33.33%
INTERACT OF MICHIGAN, INC Total		11	0.23%	6	0.60%

Totals are based on submitted and state accepted BHTEDS records.  
Data Date: April 29, 2019

JELLEMA HOUSE	Treatment Completed	47	47.00%	10	76.92%
	Dropped out of Treatment	44	44.00%	2	15.38%
	Transferring to Another Program or facility/Completed Level of Care	1	1.00%	1	7.69%
	Terminated by Facility	2	2.00%		0.00%
	Death	1	1.00%		0.00%
	Other	5	5.00%		0.00%
JELLEMA HOUSE Total		100	2.05%	13	1.30%
JELLEMA TREATMENT CENTER	Treatment Completed	9	34.62%	3	37.50%
	Dropped out of Treatment	13	50.00%	4	50.00%
	Terminated by Facility	1	3.85%	1	12.50%
	Incarcerated or Released by Courts	1	3.85%		0.00%
	Other	2	7.69%		0.00%
JELLEMA TREATMENT CENTER Total		26	0.53%	8	0.80%
MUSKEGON FAMILY CARE SUBSTANCE ABUSE PROGRAM	Dropped out of Treatment			13	92.86%
	Transferring to Another Program or facility/Completed Level of Care			1	7.14%
MUSKEGON FAMILY CARE SUBSTANCE ABUSE PROGRAM Total			0.00%	14	1.40%
OTTAGAN ADDICTIONS RECOVERY INC - GRAND HAVEN	Treatment Completed	32	28.32%	10	33.33%
	Dropped out of Treatment	55	48.67%	12	40.00%
	Transferring to Another Program or facility/Completed Level of Care	15	13.27%	4	13.33%
	Incarcerated or Released by Courts	8	7.08%	4	13.33%
	Other	3	2.65%		0.00%
OTTAGAN ADDICTIONS RECOVERY INC - GRAND HAVEN Total		113	2.32%	30	3.00%
OTTAGAN ADDICTIONS RECOVERY INC - HOLLAND	Treatment Completed	85	28.33%	13	28.26%
	Dropped out of Treatment	155	51.67%	24	52.17%
	Transferring to Another Program or facility/Completed Level of Care	40	13.33%	6	13.04%
	Terminated by Facility	1	0.33%		0.00%
	Death	1	0.33%		0.00%
	Incarcerated or Released by Courts	8	2.67%	1	2.17%
	Other	10	3.33%	2	4.35%
OTTAGAN ADDICTIONS RECOVERY INC - HOLLAND Total		300	6.16%	46	4.60%
OTTAGAN ADDICTIONS RECOVERY INC (CHESTER A RAY CENTER)	Treatment Completed	28	52.83%	3	27.27%
	Dropped out of Treatment	13	24.53%	1	9.09%
	Transferring to Another Program or facility/Completed Level of Care	9	16.98%	4	36.36%
	Terminated by Facility	3	5.66%	3	27.27%
OTTAGAN ADDICTIONS RECOVERY INC (CHESTER A RAY CENTER) Total		53	1.09%	11	1.10%
OTTAGAN ADDICTIONS RECOVERY INC (HARBOR HOUSE FOR WOMEN)	Treatment Completed	3	7.14%		0.00%
	Dropped out of Treatment	12	28.57%	2	25.00%
	Transferring to Another Program or facility/Completed Level of Care	12	28.57%	4	50.00%
	Terminated by Facility	14	33.33%	2	25.00%
	Other	1	2.38%		0.00%
OTTAGAN ADDICTIONS RECOVERY INC (HARBOR HOUSE FOR WOMEN) Total		42	0.86%	8	0.80%
OUR HOPE ASSOCIATION	Treatment Completed	27	38.03%	3	33.33%
	Dropped out of Treatment	27	38.03%	6	66.67%
	Transferring to Another Program or facility/Completed Level of Care	2	2.82%		0.00%
	Terminated by Facility	12	16.90%		0.00%
	Other	3	4.23%		0.00%
OUR HOPE ASSOCIATION Total		71	1.46%	9	0.90%
PINE REST CHRISTIAN MENTAL HEALTH SERVICES - RETREAT CENTER	Dropped out of Treatment	1	2.17%		
	Other	45	97.83%		

Totals are based on submitted and state accepted BHTEDS records.  
Data Date: April 29, 2019

PINE REST CHRISTIAN MENTAL HEALTH SERVICES - RETREAT CENTER Total		46	0.94%		0.00%
PINE REST CHRISTIAN MENTAL HEALTH SERVICES/DEMEY CLINIC	Treatment Completed	6	50.00%		0.00%
	Dropped out of Treatment	4	33.33%	2	100.00%
	Other	2	16.67%		0.00%
PINE REST CHRISTIAN MENTAL HEALTH SERVICES/DEMEY CLINIC Total		12	0.25%	2	0.20%
RANDY'S HOUSE OF GREENVILLE, INC	Dropped out of Treatment	1	100.00%		
RANDY'S HOUSE OF GREENVILLE, INC Total		1	0.02%		0.00%
SACRED HEART REHABILITATION CENTER, INC.	Treatment Completed	2	28.57%	4	66.67%
	Dropped out of Treatment	2	28.57%		0.00%
	Transferring to Another Program or facility/Completed Level of Care	3	42.86%	2	33.33%
SACRED HEART REHABILITATION CENTER, INC. Total		7	0.14%	6	0.60%
TEN SIXTEEN RECOVERY NETWORK	Treatment Completed	10	33.33%	11	57.89%
	Dropped out of Treatment	6	20.00%	4	21.05%
	Transferring to Another Program or facility/Completed Level of Care	11	36.67%	1	5.26%
	Terminated by Facility	3	10.00%	2	10.53%
	Other		0.00%	1	5.26%
TEN SIXTEEN RECOVERY NETWORK Total		30	0.62%	19	1.90%
THE SALVATION ARMY TURNING POINT PROGRAMS - Detox	Treatment Completed	193	32.27%	67	44.97%
	Dropped out of Treatment	139	23.24%	48	32.21%
	Transferring to Another Program or facility/Completed Level of Care	241	40.30%	28	18.79%
	Terminated by Facility	9	1.51%	3	2.01%
	Other	16	2.68%	3	2.01%
THE SALVATION ARMY TURNING POINT PROGRAMS - Detox Total		598	12.28%	149	14.89%
THE SALVATION ARMY TURNING POINT PROGRAMS - Outpatient	Treatment Completed	3	7.50%	2	3.28%
	Dropped out of Treatment	35	87.50%	55	90.16%
	Transferring to Another Program or facility/Completed Level of Care	1	2.50%	1	1.64%
	Terminated by Facility	1	2.50%	3	4.92%
THE SALVATION ARMY TURNING POINT PROGRAMS - Outpatient Total		40	0.82%	61	6.09%
THE SALVATION ARMY TURNING POINT PROGRAMS - Short Term Residential	Treatment Completed	323	69.31%	38	67.86%
	Dropped out of Treatment	109	23.39%	15	26.79%
	Transferring to Another Program or facility/Completed Level of Care	4	0.86%		0.00%
	Terminated by Facility	14	3.00%	1	1.79%
	Other	16	3.43%	2	3.57%
THE SALVATION ARMY TURNING POINT PROGRAMS - Short Term Residential Total		466	9.57%	56	5.59%
UNITED METHODIST COMMUNITY HOUSE/FIRST STEP HOUSE	Treatment Completed	4	12.12%	4	57.14%
	Dropped out of Treatment	29	87.88%	3	42.86%
UNITED METHODIST COMMUNITY HOUSE/FIRST STEP HOUSE Total		33	0.68%	7	0.70%
VICTORY CLINICAL SERVICES L.L.C.	Dropped out of Treatment	2	40.00%		
	Transferring to Another Program or facility/Completed Level of Care	1	20.00%		
	Incarcerated or Released by Courts	2	40.00%		
VICTORY CLINICAL SERVICES L.L.C. Total		5	0.10%		0.00%
WEDGWOOD CHRISTIAN SERVICES	Treatment Completed	31	31.00%	10	33.33%
	Dropped out of Treatment	34	34.00%	9	30.00%
	Transferring to Another Program or facility/Completed Level of Care	11	11.00%	2	6.67%
	Death	1	1.00%		0.00%
	Incarcerated or Released by Courts	13	13.00%	7	23.33%
	Other	10	10.00%	2	6.67%
WEDGWOOD CHRISTIAN SERVICES Total		100	2.05%	30	3.00%

Totals are based on submitted and state accepted BHTEDS records.  
Data Date: April 29, 2019

WEST MICHIGAN COMMUNITY MENTAL HEALTH SYSTEM	Treatment Completed	41	15.02%	41	22.78%
	Dropped out of Treatment	179	65.57%	112	62.22%
	Transferring to Another Program or facility/Completed Level of Care	36	13.19%	18	10.00%
	Terminated by Facility	2	0.73%		0.00%
	Death	1	0.37%		0.00%
	Incarcerated or Released by Courts	9	3.30%	9	5.00%
	Other	5	1.83%		0.00%
WEST MICHIGAN COMMUNITY MENTAL HEALTH SYSTEM Total		273	5.61%	180	17.98%

**Length of Stay by CMHSP and Level of Care (Based on the discharged date)**

<b>CMH Name</b>	<b>Level of Care*</b>	<b>Provider</b>	<b>FY18 Average LOS</b>	<b>FY19 Average LOS</b>
<b>Allegan</b>	Detox	GILMORE COMMUNITY HEALING CENTER	0.77	
		THE SALVATION ARMY TURNING POINT PROGRAMS - Detox	2.96	
	Detox Total		2.41	
	Short Term Residential	GILMORE COMMUNITY HEALING CENTER	4.66	
		THE SALVATION ARMY TURNING POINT PROGRAMS - Short Term Residential	5.85	
	Short Term Residential Total		5.14	
	Outpatient	ARBOR CIRCLE	93.77	
		OTTAGAN ADDICTIONS RECOVERY INC - HOLLAND	53.13	
	Outpatient Total		89.25	
	Methodone	CHERRY STREET SERVICES, INC.	270.80	
	Methodone Total		270.80	
	Intensive Outpatient	ARBOR CIRCLE	127.98	
		OTTAGAN ADDICTIONS RECOVERY INC - HOLLAND	115.21	
	Intensive Outpatient Total		124.79	
<b>Allegan Total</b>			<b>75.37</b>	
<b>HealthWest</b>	Detox	GILMORE COMMUNITY HEALING CENTER	9.75	11.97
		THE SALVATION ARMY TURNING POINT PROGRAMS - Detox	7.36	8.95
	Detox Total		7.62	9.55
	Short Term Residential	GILMORE COMMUNITY HEALING CENTER		6.78
		THE SALVATION ARMY TURNING POINT PROGRAMS - Short Term Residential	6.70	6.62
	Short Term Residential Total		6.70	6.64
	Long Term Residential	FREEDOM HOUSE	81.28	
		OTTAGAN ADDICTIONS RECOVERY INC (CHESTER A RAY CENTER)	60.75	
		OTTAGAN ADDICTIONS RECOVERY INC (HARBOR HOUSE FOR WOMEN)	81.57	
		OUR HOPE ASSOCIATION	43.10	
	Long Term Residential Total		68.00	
	Outpatient	CATHOLIC CHARITIES WEST MICHIGAN	0.00	
		COMMUNITY MENTAL HEALTH SERVICES OF MUSKEGON COUNTY	346.14	
		FAMILY OUTREACH CENTER INC.	208.91	83.09
		HACKLEY LIFE COUNSELING	84.50	94.48
		MUSKEGON FAMILY CARE SUBSTANCE ABUSE PROGRAM		39.77
		OTTAGAN ADDICTIONS RECOVERY INC - GRAND HAVEN	45.02	0.19
		THE SALVATION ARMY TURNING POINT PROGRAMS - Outpatient	68.75	151.96
		WEDGWOOD CHRISTIAN SERVICES	167.19	177.41
	Outpatient Total		127.59	116.00
	Methodone	CHERRY STREET SERVICES, INC.	305.80	497.51
		CRC RECOVERY, INC. DBA: WESTERN MICHIGAN TREATMENT CENTER	24.67	
	Methodone Total		295.39	497.51
	Intensive Outpatient	CATHOLIC CHARITIES WEST MICHIGAN	4.00	
HACKLEY LIFE COUNSELING		65.41	67.39	
OTTAGAN ADDICTIONS RECOVERY INC - GRAND HAVEN		155.74		
Intensive Outpatient Total		65.96	67.39	
<b>HealthWest Total</b>			<b>96.10</b>	<b>124.85</b>
<b>Network 180</b>	Detox	ARBOR CIRCLE	343.52	
		FAMILY OUTREACH CENTER INC.	102.91	
		GILMORE COMMUNITY HEALING CENTER	3.50	
		OTTAGAN ADDICTIONS RECOVERY INC - HOLLAND	115.21	
		OTTAGAN ADDICTIONS RECOVERY INC (CHESTER A RAY CENTER)	88.88	

Totals are based on submitted and state accepted BHTEDS records.

Data Date: April 29, 2019

		THE SALVATION ARMY TURNING POINT PROGRAMS - Detox	2.86	3.31
		WEDGWOOD CHRISTIAN SERVICES	43.63	
	Detox Total		14.83	3.31
	Short Term Residential	ARBOR CIRCLE	85.03	
		GILMORE COMMUNITY HEALING CENTER	5.27	
		OTTAGAN ADDICTIONS RECOVERY INC (CHESTER A RAY CENTER)	82.21	
		THE SALVATION ARMY TURNING POINT PROGRAMS - Short Term Residential	6.32	6.15
		WEDGWOOD CHRISTIAN SERVICES	41.74	
	Short Term Residential Total		7.08	6.15
	Long Term Residential	JELLEMA HOUSE	63.04	55.33
		JELLEMA TREATMENT CENTER	40.71	46.66
		OTTAGAN ADDICTIONS RECOVERY INC - HOLLAND	221.44	
		OTTAGAN ADDICTIONS RECOVERY INC (CHESTER A RAY CENTER)	66.80	89.00
		OTTAGAN ADDICTIONS RECOVERY INC (HARBOR HOUSE FOR WOMEN)	37.52	
		OUR HOPE ASSOCIATION	49.07	27.37
		PINE REST CHRISTIAN MENTAL HEALTH SERVICES - RETREAT CENTER	484.07	
		PINE REST CHRISTIAN MENTAL HEALTH SERVICES/DEMEY CLINIC	27.81	21.13
		WEDGWOOD CHRISTIAN SERVICES	52.08	
	Long Term Residential Total		137.86	45.62
	Outpatient	ARBOR CIRCLE	146.08	166.18
		CHERRY STREET SERVICES, INC.	225.58	201.32
		ELIZABETH UPJOHN COMMUNITY HEALING CENTER	27.38	399.21
		FAMILY OUTREACH CENTER INC.	269.15	293.48
		GILMORE COMMUNITY HEALING CENTER	27.38	
		INTERACT OF MICHIGAN, INC	702.11	1,017.70
		JELLEMA HOUSE	364.65	
		OTTAGAN ADDICTIONS RECOVERY INC - HOLLAND	66.52	
		OTTAGAN ADDICTIONS RECOVERY INC (CHESTER A RAY CENTER)	6.71	
		OUR HOPE ASSOCIATION	90.13	
		PINE REST CHRISTIAN MENTAL HEALTH SERVICES/DEMEY CLINIC	170.00	
		THE SALVATION ARMY TURNING POINT PROGRAMS - Outpatient	64.12	145.03
		UNITED METHODIST COMMUNITY HOUSE/FIRST STEP HOUSE	238.31	212.48
		WEDGWOOD CHRISTIAN SERVICES	137.31	
	Outpatient Total		166.62	216.12
	Methadone	CHERRY STREET SERVICES, INC.	500.44	687.41
		CRC RECOVERY, INC. DBA: WESTERN MICHIGAN TREATMENT CENTER	96.17	0.08
		VICTORY CLINICAL SERVICES L.L.C.	565.71	
	Methadone Total		479.43	671.04
	Intensive Outpatient	ARBOR CIRCLE	139.62	84.22
		FAMILY OUTREACH CENTER INC.	0.08	
		INTERACT OF MICHIGAN, INC	310.00	60.00
		JELLEMA HOUSE	190.68	656.58
		OTTAGAN ADDICTIONS RECOVERY INC - HOLLAND	60.19	69.54
		WEDGWOOD CHRISTIAN SERVICES	78.27	78.50
	Intensive Outpatient Total		136.92	142.33
<b>Network 180 Total</b>			<b>156.81</b>	<b>196.80</b>
<b>Ottawa</b>	Detox	ADDICTION TREATMENT SERVICES, INC. SUB-ACUTE DETOXIFICATION	2.70	
		GILMORE COMMUNITY HEALING CENTER	9.47	4.86
		OTTAGAN ADDICTIONS RECOVERY INC - HOLLAND	0.13	
		THE SALVATION ARMY TURNING POINT PROGRAMS - Detox	7.71	6.15
	Detox Total		7.71	6.11
	Short Term Residential	GILMORE COMMUNITY HEALING CENTER	13.93	7.06
		THE SALVATION ARMY TURNING POINT PROGRAMS - Short Term Residential	6.25	5.49

Totals are based on submitted and state accepted BHTEDS records.  
Data Date: April 29, 2019



	Short Term Residential Total		6.58	5.67
	Long Term Residential	FREEDOM HOUSE	36.52	
		HARBOR HALL INC		73.00
		OTTAGAN ADDICTIONS RECOVERY INC (CHESTER A RAY CENTER)	66.65	62.91
		OTTAGAN ADDICTIONS RECOVERY INC (HARBOR HOUSE FOR WOMEN)	48.70	65.29
		OUR HOPE ASSOCIATION	50.59	80.67
	Long Term Residential Total		55.73	66.65
	Outpatient	ARBOR CIRCLE	94.93	192.01
		CATHOLIC CHARITIES WEST MICHIGAN	49.40	9.02
		HACKLEY LIFE COUNSELING	38.15	24.43
		OTTAGAN ADDICTIONS RECOVERY INC - GRAND HAVEN	78.64	112.11
		OTTAGAN ADDICTIONS RECOVERY INC - HOLLAND	69.70	115.48
		THE SALVATION ARMY TURNING POINT PROGRAMS - Outpatient	35.04	242.67
		WEDGWOOD CHRISTIAN SERVICES	74.26	145.39
	Outpatient Total		73.09	117.86
	Methadone	CHERRY STREET SERVICES, INC.	452.00	
		CRC RECOVERY, INC. DBA: WESTERN MICHIGAN TREATMENT CENTER	243.15	301.37
	Methadone Total		276.12	301.37
	Intensive Outpatient	CATHOLIC CHARITIES WEST MICHIGAN	57.00	
		HACKLEY LIFE COUNSELING	35.61	76.25
		OTTAGAN ADDICTIONS RECOVERY INC - GRAND HAVEN	91.43	190.92
		OTTAGAN ADDICTIONS RECOVERY INC - HOLLAND	108.11	83.59
	Intensive Outpatient Total		97.87	117.90
	<b>Ottawa Total</b>		<b>75.55</b>	<b>91.38</b>
<b>West Michigan</b>	Detox	ADDICTION TREATMENT SERVICES INC	5.76	
		ADDICTION TREATMENT SERVICES INC, PHOENIX HALL RESIDENTIAL PROGRAM	0.48	
		ADDICTION TREATMENT SERVICES, INC. SUB-ACUTE DETOXIFICATION	3.45	3.91
		GILMORE COMMUNITY HEALING CENTER	3.37	3.44
		SACRED HEART REHABILITATION CENTER, INC.	6.49	3.08
		TEN SIXTEEN RECOVERY NETWORK	3.34	2.75
		THE SALVATION ARMY TURNING POINT PROGRAMS - Detox	7.36	5.36
	Detox Total		4.10	3.82
	Short Term Residential	ADDICTION TREATMENT SERVICES INC	30.28	28.30
		ADDICTION TREATMENT SERVICES INC, PHOENIX HALL RESIDENTIAL PROGRAM	26.50	30.65
		BOYSVILLE OF MICHIGAN, INC. DBA HOLY CROSS SERVICES	10.13	
		GILMORE COMMUNITY HEALING CENTER	9.83	7.61
		GREAT LAKES RECOVERY CENTERS/NEW HOPE HOUSE - MEN'S	35.64	
		HARBOR HALL INC	35.29	
		SACRED HEART REHABILITATION CENTER, INC.	5.73	19.93
		TEN SIXTEEN RECOVERY NETWORK	33.78	17.27
		THE SALVATION ARMY TURNING POINT PROGRAMS - Short Term Residential	7.31	6.18
	Short Term Residential Total		21.96	17.41
	Long Term Residential	BOYSVILLE OF MICHIGAN, INC. DBA HOLY CROSS SERVICES	29.87	52.81
		GREAT LAKES RECOVERY CENTER INC/NEW HOPE HOUSE - WOMEN'S		27.11
		GREAT LAKES RECOVERY CENTERS/NEW HOPE HOUSE - MEN'S	70.75	47.63
		OTTAGAN ADDICTIONS RECOVERY INC (HARBOR HOUSE FOR WOMEN)	89.00	
		RANDY'S HOUSE OF GREENVILLE, INC	5.84	
	Long Term Residential Total		42.53	42.52
	Outpatient	BALDWIN FAMILY HEALTH CARE INC		201.06
		THE SALVATION ARMY TURNING POINT PROGRAMS - Outpatient		98.88
		WEST MICHIGAN COMMUNITY MENTAL HEALTH SYSTEM	185.61	168.90
	Outpatient Total		185.61	167.37
	Methadone	CHERRY STREET SERVICES, INC.	225.41	378.94

Totals are based on submitted and state accepted BHTEDS records.  
Data Date: April 29, 2019

	Methodone Total		225.41	378.94
	Intensive Outpatient	WEST MICHIGAN COMMUNITY MENTAL HEALTH SYSTEM		171.03
	Intensive Outpatient Total			171.03
<b>West Michigan Total</b>			<b>136.14</b>	<b>124.65</b>

\*Methodone is based on the LARA license submitted on the BHTEDS record.